

CITY OF CHARLESTON

# KING STREET PROFILE

**2023**

Q2 REPORT



DEPARTMENT OF PLANNING, PRESERVATION & SUSTAINABILITY

BUSINESS & NEIGHBORHOOD SERVICES DIVISION

[WWW.CHARLESTON-SC.GOV/KINGSTREETPROFILE](http://WWW.CHARLESTON-SC.GOV/KINGSTREETPROFILE)





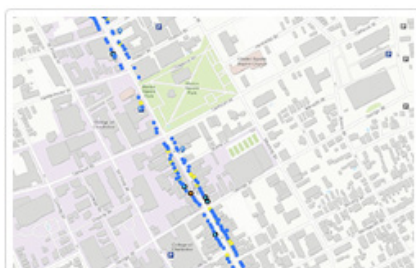
# KING STREET PROFILE

## LINE TO BROAD STREETS

### OVERVIEW

Charleston's historic downtown remains the shopping and dining hub of the region. Retail, anchored by King Street, draws a strong and varied customer base with over 7 million visitors each year. King Street's remarkable history and eclectic mix of fashion, art, antiques, home décor, and extraordinary food makes it one of the most vibrant and distinctive downtowns in America. A perfect blend of local, regional, and national shops that remains the place to be for retailers of all types.

The Business & Neighborhood Services Division maintains a database of King Street properties. The King Street Profile is intended to provide a snapshot of overall King Street health. More information is available upon request.



King Street Commercial

Business Information

Open

### KING STREET GIS MAP

Explore the King Street Commercial Corridor GIS map for an interactive look at the shopping district. To access the map, visit: [gis.charleston-sc.gov](https://gis.charleston-sc.gov)




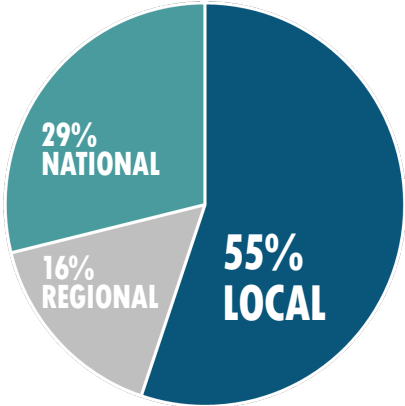
# KING STREET PROFILE

## LINE TO BROAD STREETS



**89%**  
OCCUPANCY RATE

 **3%**  
UNDER CONSTRUCTION



**RETAIL TYPE**  
**LINE - BROAD STREETS**



**29%**  
**Apparel**



**22%**  
**Restaurant**



**11%**  
**Specialty**



**7%**  
**Office**



**3%**  
**Housewares**



**4%**  
**Health & Beauty**



**2%**  
**Gallery**



**11%**  
**Other Services**

# KING STREET PROFILE

NEW BUSINESSES & COMING SOON

## UPPER KING



**REPUBLIC OF PIZZA**  
**451 King**



**THE PENINSULA  
OF CHARLESTON**  
**573 King**



**HARVEST MOON**  
**441 1/2 King**



**GORJANA**  
**418 King**

## MIDDLE KING



**GASP**  
**351 King**

VERONICA  
BEARD

**VERONICA BEARD**  
**332 King**

Kenny Flowers  
EST. NOW

**KENNY FLOWERS**  
**345 King**



**CAFE STONEART**  
**306 King**

## LOWER KING



**JEAN-PIERRE KLIFA**  
**214 King**



# KING STREET PROFILE

## LINE TO BROAD STREETS

### OCCUPANCY CHANGES MARCH 2023 - JUNE 2023

MAR 2023	LINE TO BROAD STREETS	JUNE 2023
88%	+1%	89%

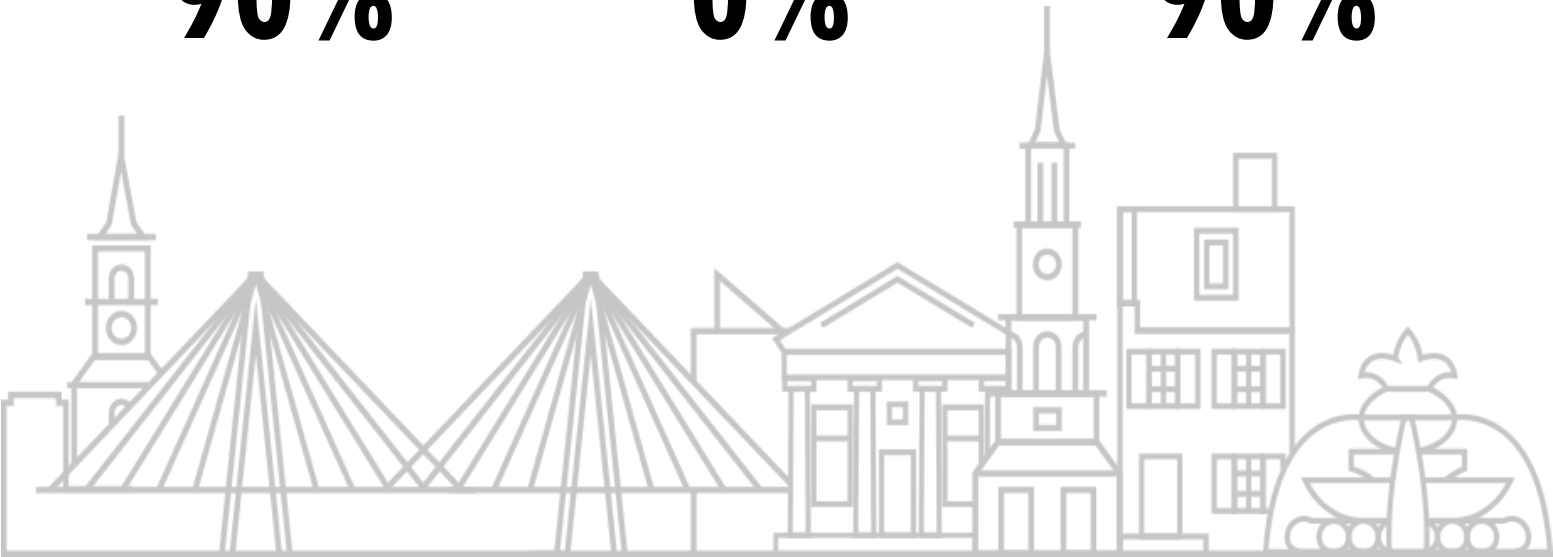
#### UPPER KING STREET

88%	+1%	89%
-----	-----	-----

MIDDLE KING STREET		
87%	+1%	88%

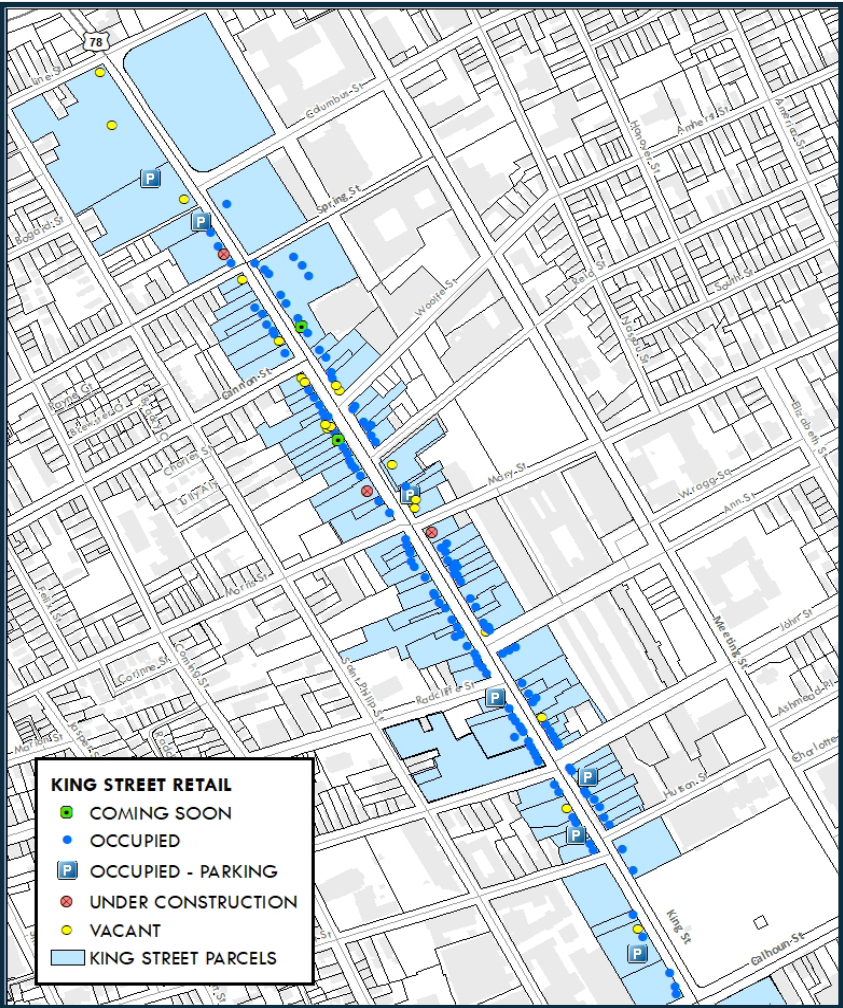
#### LOWER KING STREET

90%	0%	90%
-----	----	-----

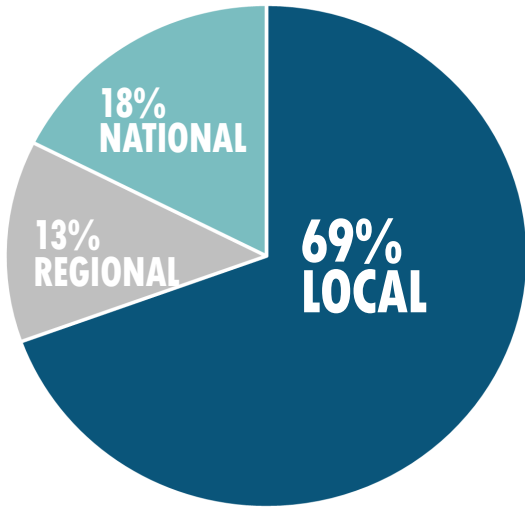


# KING STREET PROFILE

## UPPER KING: LINE - CALHOUN STREETS



**89%**  
OCCUPANCY RATE



### RETAIL TYPE LINE - CALHOUN STREETS



**10%**  
Apparel



**39%**  
Restaurant



**9%**  
Specialty



**9%**  
Office



**2%**  
Housewares



**4%**  
Health & Beauty



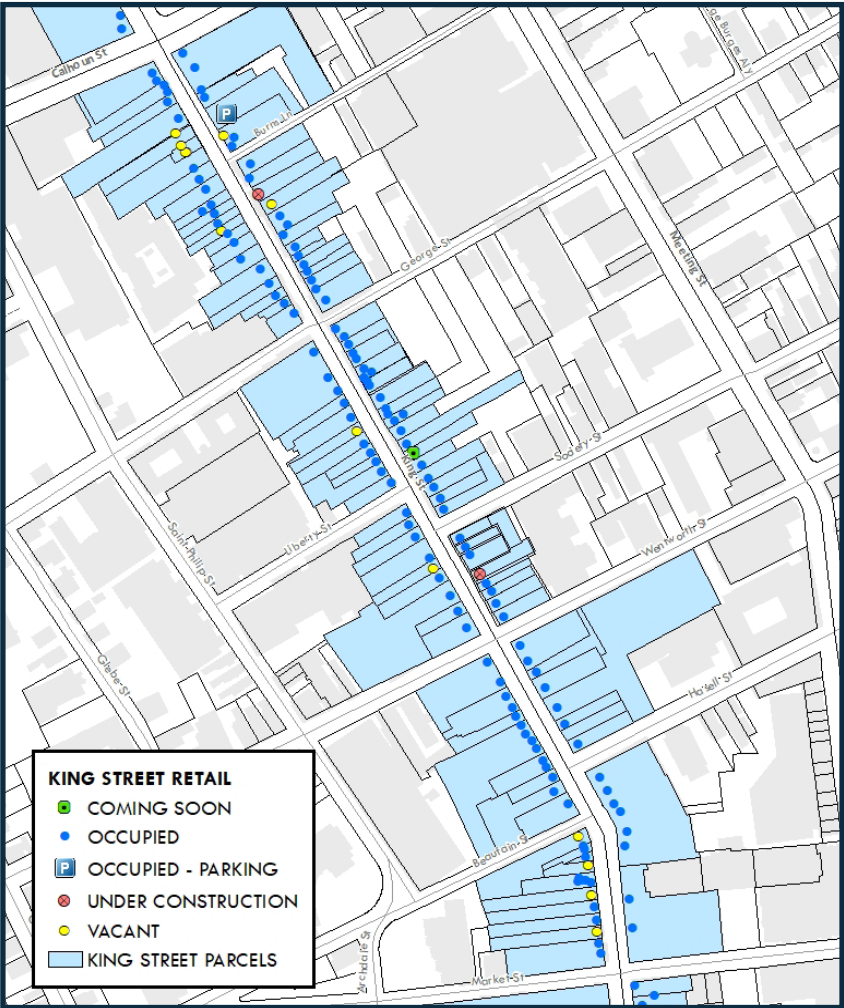
**1%**  
Gallery



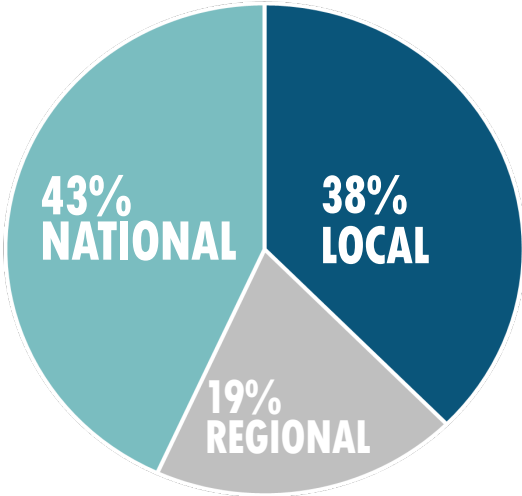
**13%**  
Other Services

# KING STREET PROFILE

MIDDLE KING: CALHOUN - MARKET STREETS



**88%**  
OCCUPANCY RATE



RETAIL TYPE  
CALHOUN - MARKET  
STREETS



**47%**  
Apparel



**10%**  
Restaurant



**15%**  
Specialty



**3%**  
Office



**1%**  
Housewares



**3%**  
Health & Beauty



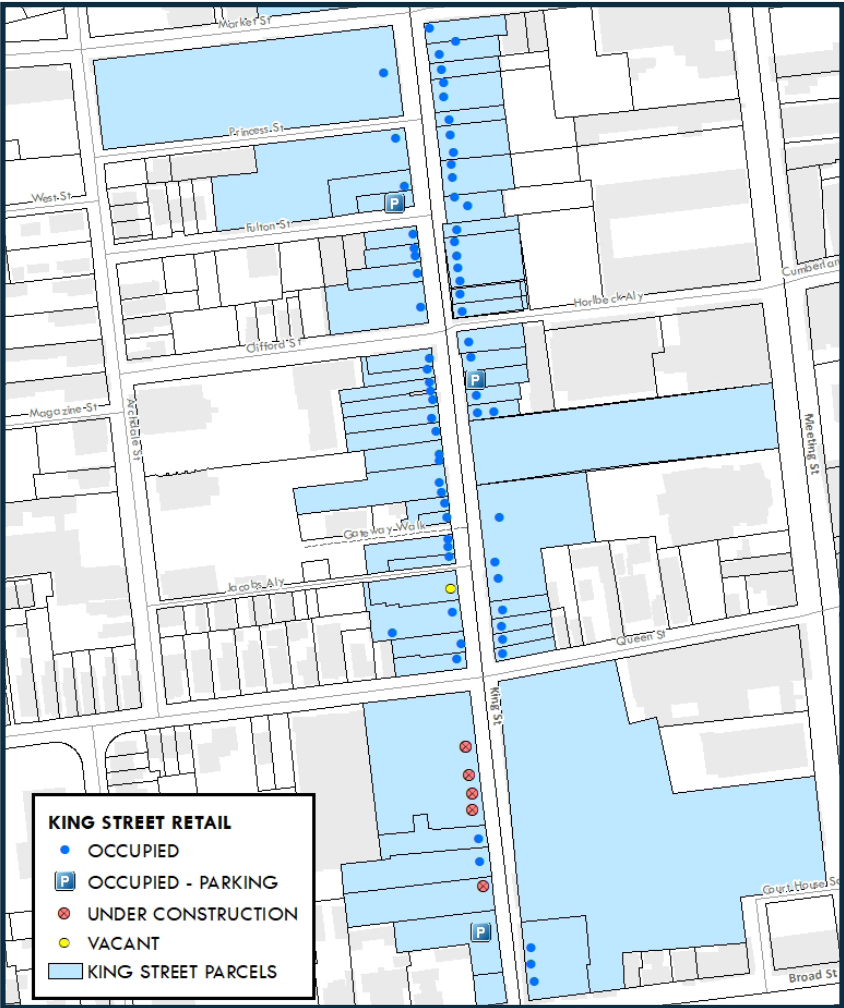
**1%**  
Gallery



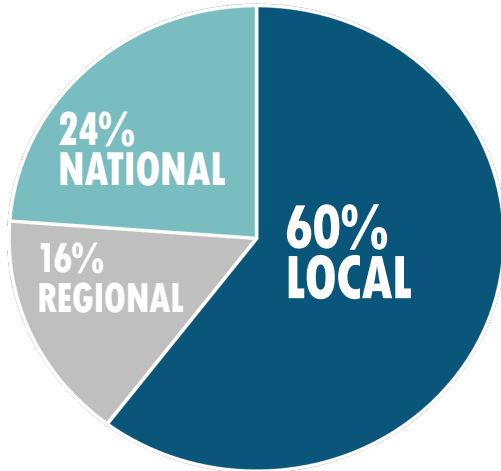
**6%**  
Other Services

# KING STREET PROFILE

## LOWER KING: MARKET - BROAD STREETS



**90%**  
OCCUPANCY RATE



### RETAIL TYPE MARKET - BROAD STREETS





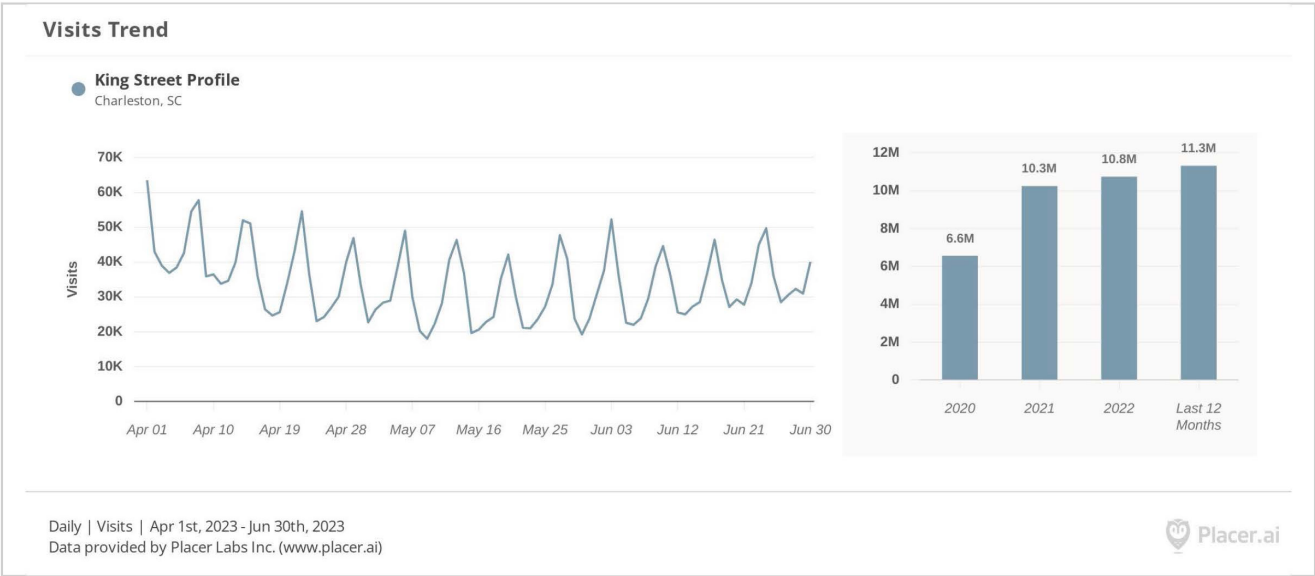
# KING STREET PROFILE

## Q2 FOOT TRAFFIC REPORT

### PLACER.AI FOOT TRAFFIC DATA

Business & Neighborhood Services utilized a mobile data tracking platform, Placer.ai, to generate reports showing changes in foot traffic over time. More information is available upon request.

#### Q2: APRIL - JUNE 2023



#### JANUARY - JUNE 2023

