


# CITY OF CHARLESTON



# 2022

# DRAFT BUDGET

NOVEMBER 23, 2021

**TABLE OF CONTENTS**

**FY 2022 Draft Budget**

---

---

**SECTION I. BUDGET SUMMARY**

Annual General Fund and Enterprise Funds Budgets Summary.....1

**SECTION II. REVENUES**

**General Fund**

000010-General Revenue .....1  
000100-General Fund Balance Sheet .....2  
100000-City Council .....2  
110000-Municipal Court .....2  
132000-Revenue Collections .....2  
141000-Corporation Counsel.....3  
153000-Youth Programs .....3  
162000-GIS.....3  
180000-Pensions.....3  
200000-Police .....3  
221000-Inspections.....3  
225000-Livability.....4  
230000-Traffic & Transportation .....4  
321000-Environmental Services Administration .....4  
411000-Warming Shelter.....4  
419000-Zoning Division .....4  
420000- Preservation Division .....5  
500200-West Ashley Farmers Market .....5  
500500-Cannon Street Arts Center .....5  
510000-Recreation Administration .....5  
511200-Youth Sports .....5  
511300-Adult Sports .....6  
513000-Recreation Programs .....6  
513100-Environmental Programs.....6  
513300-Playground Programs .....6  
515010-JIRC (James Island Recreation Center) .....6  
515020-St. Julian Devine.....6  
515025-Bees Landing Recreation Center .....6  
515030-Arthur Christopher Community Center.....7  
515035-Shaw Community Center.....7  
515045-Daniel Island Programs.....7  
516010-W. L. Stephens Pool.....7  
516020-MLK Pool.....7  
516030-Herbert Hasell Pool.....8  
516035-James Island Pool.....8  
516040-Swim Team .....8

**TABLE OF CONTENTS**

**FY 2022 Draft Budget**

---

---

517000-Tennis.....	8
517010-Charleston Tennis Center .....	8
517020-Maybank Tennis Center.....	8
517030-Inner City Youth Tennis .....	9
518010-Gymnastics Training Center.....	9
518550-Maritime Center .....	9
522000-Grounds Maintenance.....	9
526000-Parks Maintenance Projects .....	9
531000-Dock Street Theatre.....	9
600000-Tourism.....	10
701000-Mayor’s Office for Children, Youth & Families.....	10
931000-General Fund Transfers In .....	10
940100-American Rescue Plan Act 2021 .....	10

**Enterprise Funds**

024010-Angel Oak.....	11
021010-City Market .....	12
023010-Joseph P. Riley, Jr. Ballpark.....	13
028010-Municipal Golf Course .....	14
020010-Old Slave Mart Museum.....	15
000435-Parking Balance Sheet .....	16
022001-Parking .....	16
022005-Parking Management Services .....	16
022016-Parking Facilities Admin-ABM .....	16
022022-Parking Lot-Concord Cumberland .....	16
022025-Parking Lot-John Street .....	16
022035-Parking Lot-BAM.....	16
022040-Parking Lot-Fishburne Street Lot.....	17
022045-Parking Meters .....	17
022105-Parking Lot-Auditorium .....	17

**SECTION III. GENERAL FUND EXPENDITURES**

100000-City Council .....	1
101000-Records Management .....	2
110000-Municipal Court .....	3
120000-Mayor’s Office .....	4
130000-Budget & Finance Administration .....	5
131000-Finance.....	6
132000-Revenue Collections .....	7
133000-Budget & Management .....	8

## TABLE OF CONTENTS

### FY 2022 Draft Budget

---

---

134000-Procurement.....	9
135000-Real Estate Management .....	10
136000-Process/Service Improvement .....	11
137000-Permit Center .....	12
138000-Call Center .....	13
140000-Internal Auditing.....	14
141000-Corporation Counsel.....	15
142000-Prosecutor’s Office .....	16
150000-Human Resources.....	17
151000-Safety Management .....	18
153000-Youth Programs .....	19
161000-Information Systems .....	20
162000-GIS.....	21
163000-Telecommunications .....	22
170000-Electrical .....	23
170100-Facilities Maintenance.....	24
171000-City Hall.....	25
171100-Mailroom .....	26
171300-116 Meeting Street.....	27
171310-Gaillard Complex .....	28
171500-Gallery at Waterfront Park .....	29
171550- Visitor Center Building .....	30
171600-Lockwood Municipal Building.....	31
171700-50 Broad Street.....	32
181000-Employee Benefits.....	33
182000-General Insurance.....	34
200000-Police .....	36
203000-Police Radio Shop .....	37
206000-Community Outreach .....	38
207000-Victims Assistance Program .....	39
210000-Fire .....	40
211000-Fire Department-Training.....	42
213000-Fire Marshal’s Office.....	43
220000-Engineering.....	44
221000-Inspections.....	45
225000-Livability.....	46
230000-Traffic & Transportation .....	47
235000-Public Safety Information Technology .....	48
237000-Resiliency & Emergency Management.....	49
300000-Public Service Administration.....	50
311000-Streets & Sidewalks Administration .....	51

## TABLE OF CONTENTS

### FY 2022 Draft Budget

---

---

312000-Streets & Sidewalks .....	52
321000-Environmental Services Administration .....	53
322000-Garbage Collection .....	54
323000-Trash Collection .....	55
324000-Street Sweeping.....	56
331000-Fleet Management .....	57
410000-Housing & Community Development.....	58
411000-Warming Shelter.....	59
415000-Planning, Preservation & Sustainability Administration .....	60
419000-Zoning Division .....	61
420000-Preservation Division.....	62
421000-Design Division.....	63
430000-Planning & Sustainability.....	64
500000-Cultural Affairs.....	65
500200-West Ashley Farmer's Market .....	66
500500-Cannon St. Arts Center .....	67
510000-Recreation Administration .....	68
511000-Recreation Athletics .....	69
511200-Youth Sports .....	70
511201-FCC Community Outreach .....	71
511300-Adult Sports .....	72
513000-Recreation Programs .....	73
513100-Environmental Programs.....	74
513300-Playground Programs .....	75
513400-Community Programs.....	76
515000-Recreation Facilities.....	77
515010-JIRC (James Island Rec. Center) .....	78
515020-St. Julian Devine Community Center .....	79
515025-Bees Landing Recreation Center .....	80
515030-Arthur Christopher Community Center.....	81
515035-Shaw Community Center.....	82
515040-West Ashley Park .....	83
515045-Daniel Island Programs.....	84
516000-Aquatics .....	85
516010-WL Stephens Pool.....	86
516020-MLK Pool.....	87
516030-Herbert Hasell Pool.....	88
516035-James Island Pool.....	89
516040-Swim Team .....	90
517000-Tennis.....	91
517010-Charleston Tennis Center .....	92

**TABLE OF CONTENTS**

**FY 2022 Draft Budget**

---

---

517020-Maybank Tennis Center.....	93
517030-Inner City Youth Tennis .....	94
518000-Gymnastics.....	95
518010-Gymnastics Training Center.....	96
518550-Maritime Center .....	97
520000-Capital Projects.....	98
521000-Parks Administration .....	99
522000-Grounds Maintenance.....	100
523000-Construction .....	101
526000-Parks Maintenance Projects.....	102
531000-Dock Street Theatre.....	103
600000-Tourism.....	104
620000-Community Promotions .....	105
700000-Public Information .....	106
701000-Mayor’s Office for Children, Youth & Families.....	107
810000-Technology Business Development.....	108
820000-Business & Neighborhood Services .....	109
900000-Non-Departmental .....	110
920010-Capital Leases .....	111
920020-Tax Anticipation Note.....	112
920050-BAN – 2020 Affordable Housing.....	113
920131-Bond, GO 2014 Ref 4.375M GF.....	114
920160-Bond, GO 2014 22 M .....	115
920170-Bond, 2018 15m GO-recreation .....	116
920180- 2019/20 Housing Bond- \$20M .....	117
920220-Bond, GO 2020 Ref 11.665M.....	118
932000-Gen Fund Transfers Out .....	119
940100-American Rescue Plan Act 2021 .....	120
955000-Emergency Preparedness#1 COVI .....	122

**SECTION IV. ENTERPRISE FUNDS**

020010-Old Slave Mart Museum.....	1
021010-City Market .....	2
021920-Bond, Revenue 2010 2.1M CM.....	3
021930-Bond, Revenue 2010A 3.4M CM .....	4
022005-Parking Management Services .....	5
022010-Parking Tickets Revenue Collections .....	6
022016-Parking Facilities Admin-ABM .....	7
022035-Parking Lot-BAM.....	8
022045-Parking Meters .....	9
022075-Parking Garage-Cumberland Street.....	10


**TABLE OF CONTENTS**

**FY 2022 Draft Budget**

---

---

022126-Morrison Drive Garage.....	11
022943-Bond GO 2016 12.715M Ref.....	12
022956-Bond, IPRB 26.27M 2015-A PK .....	13
022959-Bond, IPRB 14.855M 2017-A PK.....	14
022960-Bond, IPRB 27.395M 2020.....	15
023010-Joseph P. Riley, Jr. Ballpark.....	16
024010-Angel Oak.....	17
028010-Municipal Golf Course .....	18



## SECTION I.

# **BUDGET SUMMARY**



**City of Charleston**  
**Annual General Fund and Enterprise Funds Budgets Summary**  
**for Fiscal Year Ending 12/31/2022**

**General Fund**

**Revenues**

Property Taxes	101,177,000
Licenses	39,664,600
Sales & User Charges	506,060
Permits & Fees	7,451,798
Rents & Concessions	1,581,821
Fines & Forfeitures	295,000
Penalties & Costs	678,500
State of SC	29,822,184
Recreational Facilities	1,395,020
Franchise Tax	12,711,000
Commissioners of Public Works	1,095,000
Miscellaneous Income	1,393,706
Interest Income	175,000
Federal Programs	5,576,315
Transfers In	9,368,741
Reserves	2,492,419
Fund Balance	651,077

**Total Revenues & Financial Sources** **216,035,241**

**Expenditures**

General Government	52,200,431
Public Safety	107,489,643
Public Service	15,841,783
Urban & Community Development	4,055,252
Culture & Recreation	22,170,080
Community Promotions	1,497,544
Health & Welfare	671,362
Business Development and Assist.	713,588
Transfers Out	1,816,021
Other	15,925,970

**Total Expenses** **222,381,674**

**General Fund Revenue Over/Under Expenses** **(6,346,433)**

**Enterprise Funds**

**Revenues**

Angel Oak	375,300
City Market	2,486,850
J. P. Riley Jr. Baseball Park	601,000
Municipal Golf Course	2,860,000
Parking Facilities	31,001,278
Slave Mart Museum	430,000

**Total Revenues** **37,754,428**


**Expenses**

Angel Oak	437,090
City Market	2,327,915
J. P. Riley Jr. Baseball Park	820,191
Municipal Golf Course	2,560,204
Parking Facilities	25,039,971
Slave Mart Museum	222,624

**Total Expenses** **31,407,995**

**Enterprise Funds Revenue Over/Under Expenses** **6,346,433**

**City Wide Revenue Over/Under Expenses** **-**



SECTION II.  
**REVENUES**

**CITY OF CHARLESTON  
2022 DRAFT REVENUE BUDGET**

As of: 12/31/2021

**FUND: 100 - General Fund**

Division/Object	2020	2021	2021	2022
	Prior YR Actuals	Amended Budget	Current YR Actual	Next YR Budget
<b>000010 - General Fund-Gen Rev</b>				
41101 Property Taxes	62,431,331	73,864,500	0	75,246,100
41102 Property Taxes-BC	12,811,015	14,401,500	0	15,478,000
41103 Property Taxes JI PSD	1,562,067	1,432,500	0	1,760,400
41104 Property Tax-Prior Years(CC)	2,215,410	2,400,000	0	2,400,000
41106 Property Tax-Prior Yr(Berk Co)	418,848	300,000	0	300,000
41111 Annexation Pmts-St And PSD	6,627	-57,064	0	-51,500
41113 Annex Pmts-St Johns Fire Distr	-28,028	-20,000	0	-20,000
41115 Motor Vehicle Taxes	4,333,705	2,909,000	3,871,736	3,206,000
41116 Motor Vehicle Taxes-BC	1,028,842	723,000	1,051,337	878,000
41117 Motor Vehicle Taxes-JI	158,616	92,000	171,645	130,000
41120 Property Tax-State Reimbursmnt	965,652	935,770	686,804	1,100,000
43901 Fee, In Lieu of Taxes	400,734	400,000	1,919	400,000
43902 Fee, In Lieu of Taxes BC	442,398	350,000	400,228	350,000
<i>Property Taxes</i>	<u>86,747,217</u>	<u>97,731,206</u>	<u>6,183,669</u>	<u>101,177,000</u>
46408 Contributions, UMA/Others	590,941	550,000	635,713	650,000
<i>Licenses</i>	<u>590,941</u>	<u>550,000</u>	<u>635,713</u>	<u>650,000</u>
42227 Fee, Local Assessment TNC UBER	225,713	175,000	125,911	250,000
<i>Permits &amp; Fees</i>	<u>225,713</u>	<u>175,000</u>	<u>125,911</u>	<u>250,000</u>
46200 Rent	0	200,150	4,000	226,664
46204 Rents, 140 E Bay Street	53,884	62,400	49,394	62,400
46224 Rents, VRTC Retail	55,248	76,427	67,526	87,891
46229 Rents, Billboard Space	12,000	12,000	9,000	12,000
46231 Rents, Marina Variety Store	50,000	60,000	60,000	60,000
46232 Rents, Chas Marine Holdings	63,654	80,250	0	82,657
46233 Rents, Rice Mill Building	66,094	61,031	50,858	61,031
46234 Rents, City Marina	953,698	514,803	0	525,099
46236 Rent, Chas Yacht Club	34,912	34,912	22,402	34,912
46241 Rents, Saffron	7,604	8,549	2,500	8,805
46244 Rents, Canterbury House	1,200	1,200	1,000	1,200
46246 Rents, FM Garage Retail	45,208	60,278	55,255	60,278
46250 Rents, Token	0	2	500	2
46263 Rent, Gaillard Management Corp	16,750	21,052	19,250	24,250
46268 Rents, East Shed	65,625	11,000	11,000	8,250
<i>Rents &amp; Concessions</i>	<u>1,425,877</u>	<u>1,204,054</u>	<u>352,685</u>	<u>1,255,439</u>
41901 Penalty on Taxes-BC	14,970	15,000	33,443	16,000
41902 Penalty on Taxes	405,213	334,000	338,232	350,000
41905 Penalty on Taxes-JI	16,202	14,000	8,769	12,000
41906 Penalty on Taxes-St Andrews	482	1,000	540	500
<i>Penalties &amp; Costs</i>	<u>436,867</u>	<u>364,000</u>	<u>380,984</u>	<u>378,500</u>
43404 State of SC Income	50,000	50,000	0	50,000
43502 Grant, State of SC	2,847,103	2,847,105	1,478,123	2,955,915
43531 LOST Revenue Fund	9,367,695	8,400,000	7,841,807	11,483,000
43532 LOST Rollback Fund	10,651,129	9,600,000	8,399,797	12,237,000
43534 LOST Rollback Fund BC	921,087	870,000	764,150	1,094,000
43535 LOST Revenue Fund BC	750,038	672,000	638,807	948,000
<i>State of SC</i>	<u>24,587,052</u>	<u>22,439,105</u>	<u>19,122,684</u>	<u>28,767,915</u>
41820 Franchise Tax-Electric & Gas	11,115,156	10,465,000	10,900,093	11,140,000
41822 Franchise Tax-Cable TV	1,740,971	1,825,000	1,406,118	1,571,000
<i>Franchise Tax</i>	<u>12,856,127</u>	<u>12,290,000</u>	<u>12,306,211</u>	<u>12,711,000</u>

**CITY OF CHARLESTON  
2022 DRAFT REVENUE BUDGET**

As of: 12/31/2021

**FUND: 100 - General Fund**

Division/Object	2020	2021	2021	2022
	Prior YR Actuals	Amended Budget	Current YR Actual	Next YR Budget
43800 Commissioners of Public Works	1,095,000	2,095,000	1,095,000	1,095,000
<i>Commissioners of Public Works</i>	1,095,000	2,095,000	1,095,000	1,095,000
46401 Contributions	0	185,000	0	0
47001 Miscellaneous Income	43,878	55,000	12,968	51,000
47010 Vehicle Use Surcharge	25,360	20,000	22,430	25,000
47013 Reimbursement, Excess Mileage	454	376	5,648	6,000
<i>Miscellaneous Income</i>	69,692	260,376	41,046	82,000
46103 Interest Income	600,078	300,000	990,006	175,000
<i>Interest Income</i>	600,078	300,000	990,006	175,000
<b>Total General Fund-Gen Rev</b>	<b>128,634,564</b>	<b>137,408,741</b>	<b>41,233,909</b>	<b>146,541,854</b>

**000100 - General Fund Balance Sheet**

30080 Reserve, Street Trees	0	64,415	0	137,345
30103 Reserve, Deferred Maint	0	0	0	910,000
30125 Reserve, Park Maint	0	815,795	0	405,074
30231 Reserve, IT Other Projects	0	1,040,000	0	1,040,000
30340 Capital Equipment Purchases	0	163,796	0	0
30352 Reserve, Fire Department	0	230,000	0	0
30357 Reserve, Contributions	0	10,000	0	0
<i>Reserves</i>	0	2,324,006	0	2,492,419
31000 Fund Balance	0	5,963,288	0	651,077
<i>Fund Balance</i>	0	5,963,288	0	651,077
<b>Total General Fund Balance Sheet</b>	<b>0</b>	<b>8,287,294</b>	<b>0</b>	<b>3,143,496</b>

**100000 - City Council**

47001 Miscellaneous Income	0	0	3,203	0
47014 Council Chmbr Revenue Taxable	138	100	19	100
<i>Miscellaneous Income</i>	138	100	3,222	100
<b>Total City Council</b>	<b>138</b>	<b>100</b>	<b>3,222</b>	<b>100</b>

**110000 - Municipal Court**

44109 Fees, Municipal Court User	3,280	3,000	1,967	2,100
44112 Fees, Mun Court Conviction	9,494	10,500	18,846	28,000
44114 City Retention State Assess	36,233	37,000	36,468	44,000
<i>Permits &amp; Fees</i>	49,007	50,500	57,281	74,100
47001 Miscellaneous Income	0	0	5,740	0
<i>Miscellaneous Income</i>	0	0	5,740	0
<b>Total Municipal Court</b>	<b>49,007</b>	<b>50,500</b>	<b>63,021</b>	<b>74,100</b>

**132000 - Revenue Collections**

42101 Licenses, Business	40,429,678	30,510,000	38,468,084	38,957,000
42203 Permits, Cert of Public Conv	1,580	2,000	0	1,500
<i>Licenses</i>	40,431,258	30,512,000	38,468,084	38,958,500
42107 Permits, Street Vendor	450	15,000	0	0
42215 Fees, Carriage Medallion	62,454	80,000	109,569	103,000
<i>Permits &amp; Fees</i>	62,904	95,000	109,569	103,000
42104 Penalty on Business Licenses	305,052	300,000	370,275	300,000

**CITY OF CHARLESTON  
2022 DRAFT REVENUE BUDGET**

As of: 12/31/2021

**FUND: 100 - General Fund**

Division/Object	2020	2021	2021	2022
	Prior YR Actuals	Amended Budget	Current YR Actual	Next YR Budget
<i>Penalties &amp; Costs</i>	305,052	300,000	370,275	300,000
47001 Miscellaneous Income	88	0	0	0
<i>Miscellaneous Income</i>	88	0	0	0
<b>Total Revenue Collections</b>	<b>40,799,302</b>	<b>30,907,000</b>	<b>38,947,928</b>	<b>39,361,500</b>

**141000 - Corporation Counsel**

47001 Miscellaneous Income	1,235	5,000	13,226	5,000
47040 Income, Legal Recoveries	0	250,000	71,962	250,000
<i>Miscellaneous Income</i>	1,235	255,000	85,188	255,000
<b>Total Corporation Counsel</b>	<b>1,235</b>	<b>255,000</b>	<b>85,188</b>	<b>255,000</b>

**153000 - Youth Programs**

44738 Special Events	0	1,200	0	1,200
<i>Recreational Facilities</i>	0	1,200	0	1,200
<b>Total Youth Programs</b>	<b>0</b>	<b>1,200</b>	<b>0</b>	<b>1,200</b>

**162000 - GIS**

47001 Miscellaneous Income	125	1,000	15	1,000
<i>Miscellaneous Income</i>	125	1,000	15	1,000
<b>Total GIS</b>	<b>125</b>	<b>1,000</b>	<b>15</b>	<b>1,000</b>

**180000 - Pensions**

43502 Grant, State of SC	795,235	397,617	795,235	397,617
<i>State of SC</i>	795,235	397,617	795,235	397,617
<b>Total Pensions</b>	<b>795,235</b>	<b>397,617</b>	<b>795,235</b>	<b>397,617</b>

**200000 - Police**

42201 Licenses, Bicycle	0	1,000	0	1,000
42204 Licenses, Animal	0	100	0	100
<i>Licenses</i>	0	1,100	0	1,100
45100 Fines, Police	113,559	280,000	293,218	295,000
<i>Fines &amp; Forfeitures</i>	113,559	280,000	293,218	295,000
43404 State of SC Income	5,250	5,000	4,875	5,000
43502 Grant, State of SC	0	60,190	148,191	176,002
<i>State of SC</i>	5,250	65,190	153,066	181,002
44201 Salary Supplements, Police	1,008,296	1,030,103	440,086	881,062
46401 Contributions	0	0	6,494	0
46450 Grants, Other	50,000	0	0	0
47000 Miscellaneous Income, Police	61,380	90,000	66,325	70,000
47007 Surplus Sales	8,825	5,000	8,282	5,000
<i>Miscellaneous Income</i>	1,128,501	1,125,103	521,187	956,062
80011 Transfer in Hospitality Fee	95,930	0	0	0
<i>Transfers In</i>	95,930	0	0	0
<b>Total Police</b>	<b>1,343,240</b>	<b>1,471,393</b>	<b>967,471</b>	<b>1,433,164</b>

**221000 - Inspections**

**CITY OF CHARLESTON  
2022 DRAFT REVENUE BUDGET**

As of: 12/31/2021

**FUND: 100 - General Fund**

Division/Object	2020	2021	2021	2022
	Prior YR Actuals	Amended Budget	Current YR Actual	Next YR Budget
42205 Licenses, Plumbing & Elect	27,451	15,000	15,578	15,000
42206 Licenses, Sub-Contractor	43,696	48,000	37,611	40,000
<i>Licenses</i>	<u>71,147</u>	<u>63,000</u>	<u>53,189</u>	<u>55,000</u>
42207 Permits, Electrical	156,194	150,000	157,764	150,000
42208 Permits, Building Plan Checkin	2,341,974	1,750,000	1,855,281	2,000,000
42209 Permits, Plumb Gas Inspect	170,224	156,000	166,944	156,000
42210 Permits, Mechanical	123,948	125,000	124,738	125,000
42211 Permits, Utility Cut	62,775	62,000	45,333	62,000
42213 Permits, Fire	222,481	200,000	231,433	200,000
42217 Permits, Construction Bags	-1,200	0	0	0
42221 Permits, Building	3,575,347	2,850,000	2,664,021	3,000,000
44101 Fees, Roadway Inspection	32,661	35,000	8,646	15,000
44118 Fees, Board of Adj	3,888	2,100	3,190	2,100
44137 Fees, Encroachment	10,100	5,500	9,667	5,500
<i>Permits &amp; Fees</i>	<u>6,698,392</u>	<u>5,335,600</u>	<u>5,267,017</u>	<u>5,715,600</u>
<b>Total Inspections</b>	<u>6,769,539</u>	<u>5,398,600</u>	<u>5,320,206</u>	<u>5,770,600</u>

**225000 - Livability**

42222 Demolition Assessment	0	25,000	0	25,000
47001 Miscellaneous Income	337	0	0	0
<i>Miscellaneous Income</i>	<u>337</u>	<u>25,000</u>	<u>0</u>	<u>25,000</u>
<b>Total Livability</b>	<u>337</u>	<u>25,000</u>	<u>0</u>	<u>25,000</u>

**230000 - Traffic & Transportation**

44443 Permits, Road Closure	0	0	102,669	300,000
<i>Permits &amp; Fees</i>	<u>0</u>	<u>0</u>	<u>102,669</u>	<u>300,000</u>
43408 State Traffic Signal	428,725	425,000	542,834	475,650
<i>State of SC</i>	<u>428,725</u>	<u>425,000</u>	<u>542,834</u>	<u>475,650</u>
47001 Miscellaneous Income	10	0	0	0
47007 Surplus Sales	632	0	1,024	0
<i>Miscellaneous Income</i>	<u>642</u>	<u>0</u>	<u>1,024</u>	<u>0</u>
<b>Total Traffic &amp; Transportation</b>	<u>429,367</u>	<u>425,000</u>	<u>646,527</u>	<u>775,650</u>

**321000 - Environmental Services Admin**

47017 Toter Garbage Can Replacement	12,324	9,000	25,679	12,000
<i>Miscellaneous Income</i>	<u>12,324</u>	<u>9,000</u>	<u>25,679</u>	<u>12,000</u>
<b>Total Environmental Services Admin</b>	<u>12,324</u>	<u>9,000</u>	<u>25,679</u>	<u>12,000</u>

**411000 - Warming Shelter**

46401 Contributions	3,000	39,000	16,408	0
46450 Grants, Other	25,000	0	0	0
<i>Miscellaneous Income</i>	<u>28,000</u>	<u>39,000</u>	<u>16,408</u>	<u>0</u>
<b>Total Warming Shelter</b>	<u>28,000</u>	<u>39,000</u>	<u>16,408</u>	<u>0</u>

**419000 - Zoning Division**

44102 Fees, Plan & Zoning Comm PZC	19,890	17,000	20,205	20,505
44103 Site Design BOA	21,640	26,115	28,717	26,507
44104 Fees, Zoning Board of Adj	50,630	83,479	84,530	46,725

**CITY OF CHARLESTON  
2022 DRAFT REVENUE BUDGET**

As of: 12/31/2021

**FUND: 100 - General Fund**

Division/Object	2020	2021	2021	2022
	Prior YR Actuals	Amended Budget	Current YR Actual	Next YR Budget
44106 Fees, Technical Review Comm	155,220	181,208	138,543	132,860
44111 Fees, STR/B&B App Review	84,400	83,306	112,819	95,419
44130 Fee, Sidewalk Dining App	200	0	600	500
<i>Permits &amp; Fees</i>	331,980	391,108	385,414	322,516
<b>Total Zoning Division</b>	331,980	391,108	385,414	322,516

**420000 - Preservation Division**

44105 Fees, Board of Arch Review	220,982	292,234	234,593	216,111
44107 Fees, Commercial Design Review	78,325	120,853	70,585	71,828
44108 Permits, Zoning Div Sign	19,685	19,833	17,100	16,243
<i>Permits &amp; Fees</i>	318,992	432,920	322,278	304,182
<b>Total Preservation Division</b>	318,992	432,920	322,278	304,182

**500200 - West Ashley Farmers Market**

44703 Sales, Merchandise	51	200	18	200
<i>Sales &amp; User Charges</i>	51	200	18	200
44752 Fees, Vendor	620	9,000	1,980	9,000
<i>Permits &amp; Fees</i>	620	9,000	1,980	9,000
44730 Fees, Entry	320	0	0	0
<i>Recreational Facilities</i>	320	0	0	0
<b>Total West Ashley Farmers Market</b>	991	9,200	1,998	9,200

**500500 - Cannon St. Arts Center**

46200 Rent	5,025	16,203	0	16,527
<i>Rents &amp; Concessions</i>	5,025	16,203	0	16,527
<b>Total Cannon St. Arts Center</b>	5,025	16,203	0	16,527

**510000 - Recreation Administration**

44746 Enterprise Activities	30,284	50,000	46,640	50,000
<i>Recreational Facilities</i>	30,284	50,000	46,640	50,000
47001 Miscellaneous Income	7,510	0	4,040	0
<i>Miscellaneous Income</i>	7,510	0	4,040	0
<b>Total Recreation Administration</b>	37,794	50,000	50,680	50,000

**511200 - Youth Sports**

44722 Fees, Youth Registration	242,430	280,000	439,563	280,000
44723 Fees, AAU Tournament	2,089	8,000	0	8,000
44737 Donations, Recr Equipment	136,587	130,000	161,785	130,000
<i>Recreational Facilities</i>	381,106	418,000	601,348	418,000
44733 Insurance, Sports	0	1,440	0	1,440
<i>Miscellaneous Income</i>	0	1,440	0	1,440
<b>Total Youth Sports</b>	381,106	419,440	601,348	419,440

**511300 - Adult Sports**

44742 Fees, Adult Registration	50,121	65,000	100,858	82,220
<i>Recreational Facilities</i>	50,121	65,000	100,858	82,220

**CITY OF CHARLESTON  
2022 DRAFT REVENUE BUDGET**

As of: 12/31/2021

**FUND: 100 - General Fund**

Division/Object	2020 Prior YR Actuals	2021 Amended Budget	2021 Current YR Actual	2022 Next YR Budget
<b>Total Adult Sports</b>	50,121	65,000	100,858	82,220

**513000 - Recreation Programs**

44737 Donations, Recr Equipment	1,230	2,500	500	2,500
44739 Fees, Camp	5,272	15,000	9,258	15,000
<b>Recreational Facilities</b>	<b>6,502</b>	<b>17,500</b>	<b>9,758</b>	<b>17,500</b>
44120 Salary Supplements	0	0	150	0
47001 Miscellaneous Income	300	200	99	200
<b>Miscellaneous Income</b>	<b>300</b>	<b>200</b>	<b>249</b>	<b>200</b>
<b>Total Recreation Programs</b>	<b>6,802</b>	<b>17,700</b>	<b>10,007</b>	<b>17,700</b>

**513100 - Environmental Programs**

44748 Recreation Naturalist Prog	15,462	25,000	10,833	16,660
<b>Recreational Facilities</b>	<b>15,462</b>	<b>25,000</b>	<b>10,833</b>	<b>16,660</b>
<b>Total Environmental Programs</b>	<b>15,462</b>	<b>25,000</b>	<b>10,833</b>	<b>16,660</b>

**513300 - Playground Programs**

44708 Fees, Instructional Lessons	50	0	0	0
<b>Sales &amp; User Charges</b>	<b>50</b>	<b>0</b>	<b>0</b>	<b>0</b>
44739 Fees, Camp	22,543	35,000	59,690	65,000
44749 Courting Kids	0	0	234	0
<b>Recreational Facilities</b>	<b>22,543</b>	<b>35,000</b>	<b>59,924</b>	<b>65,000</b>
46401 Contributions	0	0	15	0
<b>Miscellaneous Income</b>	<b>0</b>	<b>0</b>	<b>15</b>	<b>0</b>
<b>Total Playground Programs</b>	<b>22,593</b>	<b>35,000</b>	<b>59,939</b>	<b>65,000</b>

**515010 - JIRC**

44701 Concessions	6,765	16,000	12,264	11,000
<b>Rents &amp; Concessions</b>	<b>6,765</b>	<b>16,000</b>	<b>12,264</b>	<b>11,000</b>
44721 Fees, Recreation Facility	68,565	100,000	120,239	100,000
44730 Fees, Entry	1,850	6,500	1,152	2,000
<b>Recreational Facilities</b>	<b>70,415</b>	<b>106,500</b>	<b>121,391</b>	<b>102,000</b>
<b>Total JIRC</b>	<b>77,180</b>	<b>122,500</b>	<b>133,655</b>	<b>113,000</b>

**515020 - St.Julian Devine**

44708 Fees, Instructional Lessons	0	1,500	11,929	8,000
<b>Sales &amp; User Charges</b>	<b>0</b>	<b>1,500</b>	<b>11,929</b>	<b>8,000</b>
44721 Fees, Recreation Facility	0	1,000	0	0
44739 Fees, Camp	250	10,000	5,391	6,250
<b>Recreational Facilities</b>	<b>250</b>	<b>11,000</b>	<b>5,391</b>	<b>6,250</b>
46228 Vending Machines	0	100	0	100
<b>Miscellaneous Income</b>	<b>0</b>	<b>100</b>	<b>0</b>	<b>100</b>
<b>Total St.Julian Devine</b>	<b>250</b>	<b>12,600</b>	<b>17,320</b>	<b>14,350</b>

**515025 - Bees Landing Rec Center**

44701 Concessions	8,794	20,000	7,519	20,000
-------------------	-------	--------	-------	--------



**CITY OF CHARLESTON  
2022 DRAFT REVENUE BUDGET**

As of: 12/31/2021

**FUND: 100 - General Fund**

Division/Object	2020	2021	2021	2022
	Prior YR Actuals	Amended Budget	Current YR Actual	Next YR Budget
<i>Rents &amp; Concessions</i>	8,794	20,000	7,519	20,000
44721 Fees, Recreation Facility	50,605	85,000	52,715	85,000
44730 Fees, Entry	4,436	15,000	9,053	15,000
44739 Fees, Camp	0	0	127	0
<i>Recreational Facilities</i>	55,041	100,000	61,895	100,000
<b>Total Bees Landing Rec Center</b>	63,835	120,000	69,414	120,000

**515030 - Arthur Christopher Comm Ctr**

44701 Concessions	4,738	7,000	1,648	7,000
<i>Rents &amp; Concessions</i>	4,738	7,000	1,648	7,000
44721 Fees, Recreation Facility	6,876	25,000	11,336	25,000
<i>Recreational Facilities</i>	6,876	25,000	11,336	25,000
44120 Salary Supplements	0	0	300	0
47007 Surplus Sales	75	0	0	0
<i>Miscellaneous Income</i>	75	0	300	0
<b>Total Arthur Christopher Comm Ctr</b>	11,689	32,000	13,284	32,000

**515035 - Shaw Community Center**

44721 Fees, Recreation Facility	0	690	0	690
<i>Recreational Facilities</i>	0	690	0	690
46401 Contributions	0	3,000	0	3,000
<i>Miscellaneous Income</i>	0	3,000	0	3,000
<b>Total Shaw Community Center</b>	0	3,690	0	3,690

**515045 - Daniel Island Programs**

44708 Fees, Instructional Lessons	32,510	0	77,565	0
<i>Sales &amp; User Charges</i>	32,510	0	77,565	0
44701 Concessions	4,266	19,501	3,527	19,500
<i>Rents &amp; Concessions</i>	4,266	19,501	3,527	19,500
44721 Fees, Recreation Facility	0	95,500	16,300	120,000
44730 Fees, Entry	0	15,000	2,775	15,000
<i>Recreational Facilities</i>	0	110,500	19,075	135,000
47001 Miscellaneous Income	450	0	0	0
<i>Miscellaneous Income</i>	450	0	0	0
<b>Total Daniel Island Programs</b>	37,226	130,001	100,167	154,500

**516010 - WL Stephens Pool**

44707 Tournament Revenue	4,337	7,500	3,195	18,000
44717 Fees, Pool	4,154	7,500	3,479	19,500
<i>Recreational Facilities</i>	8,491	15,000	6,674	37,500
<b>Total WL Stephens Pool</b>	8,491	15,000	6,674	37,500

**516020 - MLK Pool**

44707 Tournament Revenue	435	6,000	10,581	8,000
44717 Fees, Pool	9,572	25,000	46,116	30,000

**CITY OF CHARLESTON**  
**2022 DRAFT REVENUE BUDGET**

As of: 12/31/2021

**FUND: 100 - General Fund**

<b>Division/Object</b>	<b>2020 Prior YR Actuals</b>	<b>2021 Amended Budget</b>	<b>2021 Current YR Actual</b>	<b>2022 Next YR Budget</b>
<i>Recreational Facilities</i>	10,007	31,000	56,697	38,000
<b>Total MLK Pool</b>	<b>10,007</b>	<b>31,000</b>	<b>56,697</b>	<b>38,000</b>

**516030 - Herbert Hasell Pool**

44707 Tournament Revenue	0	7,500	3,927	5,500
44717 Fees, Pool	6,384	4,000	1,637	2,500
<i>Recreational Facilities</i>	6,384	11,500	5,564	8,000
<b>Total Herbert Hasell Pool</b>	<b>6,384</b>	<b>11,500</b>	<b>5,564</b>	<b>8,000</b>

**516035 - James Island Pool**

44703 Sales, Merchandise	0	0	7	0
<i>Sales &amp; User Charges</i>	0	0	7	0
44707 Tournament Revenue	375	15,000	17,145	20,000
44717 Fees, Pool	5,021	5,000	4,105	5,000
<i>Recreational Facilities</i>	5,396	20,000	21,250	25,000
<b>Total James Island Pool</b>	<b>5,396</b>	<b>20,000</b>	<b>21,257</b>	<b>25,000</b>

**516040 - Swim Team**

44707 Tournament Revenue	56,818	60,000	68,966	60,000
<i>Recreational Facilities</i>	56,818	60,000	68,966	60,000
<b>Total Swim Team</b>	<b>56,818</b>	<b>60,000</b>	<b>68,966</b>	<b>60,000</b>

**517000 - Tennis**

44708 Fees, Instructional Lessons	104,263	72,000	83,501	90,000
<i>Sales &amp; User Charges</i>	104,263	72,000	83,501	90,000
<b>Total Tennis</b>	<b>104,263</b>	<b>72,000</b>	<b>83,501</b>	<b>90,000</b>

**517010 - Charleston Tennis Center**

44703 Sales, Merchandise	1,315	2,000	3,175	2,310
44708 Fees, Instructional Lessons	145,667	120,000	221,535	124,500
<i>Sales &amp; User Charges</i>	146,982	122,000	224,710	126,810
44724 Fees, Tennis Court	22,374	25,000	36,267	25,000
44743 Tennis Leagues & Tournaments	11,243	8,000	4,175	4,000
<i>Recreational Facilities</i>	33,617	33,000	40,442	29,000
46228 Vending Machines	305	1,000	259	300
<i>Miscellaneous Income</i>	305	1,000	259	300
<b>Total Charleston Tennis Center</b>	<b>180,904</b>	<b>156,000</b>	<b>265,411</b>	<b>156,110</b>

**517020 - Maybank Tennis Center**

44703 Sales, Merchandise	824	1,000	1,929	1,050
44708 Fees, Instructional Lessons	178,574	120,000	202,497	150,000
<i>Sales &amp; User Charges</i>	179,398	121,000	204,426	151,050
44724 Fees, Tennis Court	53,111	50,000	70,229	50,000
44743 Tennis Leagues & Tournaments	605	1,000	1,833	1,000
<i>Recreational Facilities</i>	53,716	51,000	72,062	51,000
46228 Vending Machines	181	500	915	500

**CITY OF CHARLESTON  
2022 DRAFT REVENUE BUDGET**

As of: 12/31/2021

**FUND: 100 - General Fund**

Division/Object	2020	2021	2021	2022
	Prior YR Actuals	Amended Budget	Current YR Actual	Next YR Budget
46450 Grants, Other	1,000	0	0	0
<i>Miscellaneous Income</i>	1,181	500	915	500
<b>Total Maybank Tennis Center</b>	234,295	172,500	277,403	202,550

**517030 - Inner City Youth Tennis**

44749 Courting Kids	60	2,000	0	2,000
<i>Recreational Facilities</i>	60	2,000	0	2,000
<b>Total Inner City Youth Tennis</b>	60	2,000	0	2,000

**518010 - Gymnastics Training Center**

44725 Fees, Gymnastics	78,647	125,000	113,627	125,000
<i>Recreational Facilities</i>	78,647	125,000	113,627	125,000
<b>Total Gymnastics Training Center</b>	78,647	125,000	113,627	125,000

**518550 - Maritime Center**

44703 Sales, Merchandise	89,548	120,000	197,345	130,000
<i>Sales &amp; User Charges</i>	89,548	120,000	197,345	130,000
44701 Concessions	2,469	3,000	2,887	2,500
46201 Rents, Maritime Center Slips	130,568	150,000	162,885	150,000
46202 Rents, Maritime Facility	1,800	0	3,000	0
46203 Utility Use, Maritime Ctr Dock	2,328	4,700	2,589	2,500
46240 Rents, Office Space	7,725	7,800	7,018	7,800
<i>Rents &amp; Concessions</i>	144,890	165,500	178,379	162,800
<b>Total Maritime Center</b>	234,438	285,500	375,724	292,800

**522000 - Grounds Maintenance**

44740 Hampton Park Donations	200	2,500	0	2,500
46401 Contributions	0	0	300	0
<i>Miscellaneous Income</i>	200	2,500	300	2,500
<b>Total Grounds Maintenance</b>	200	2,500	300	2,500

**526000 - Parks Maintenance Projects**

44736 Street Trees	106,319	35,585	318,107	35,585
<i>Miscellaneous Income</i>	106,319	35,585	318,107	35,585
<b>Total Parks Maintenance Projects</b>	106,319	35,585	318,107	35,585

**531000 - Dock Street Theatre**

44701 Concessions	3,944	25,000	6,781	25,000
46240 Rents, Office Space	2,904	17,424	7,260	17,555
46242 Rents, Dock Street Theatre	13,375	47,000	17,076	47,000
<i>Rents &amp; Concessions</i>	20,223	89,424	31,117	89,555
44734 Seat Tax, Dock St Theatre	3,819	3,819	2,826	3,819
46401 Contributions	8,350	0	0	0
47001 Miscellaneous Income	600	600	400	600
<i>Miscellaneous Income</i>	12,769	4,419	3,226	4,419
<b>Total Dock Street Theatre</b>	32,992	93,843	34,343	93,974

**CITY OF CHARLESTON**  
**2022 DRAFT REVENUE BUDGET**

As of: 12/31/2021

**FUND: 100 - General Fund**

Division/Object	2020 Prior YR Actuals	2021 Amended Budget	2021 Current YR Actual	2022 Next YR Budget
<b>600000 - Tourism</b>				
42212 Permits, Tourism	115,051	139,175	87,301	150,000
42214 Fees, Tour Guide Exam	2,196	5,000	2,659	5,000
42220 Fees. Animal Waste Mgt	132,285	210,000	177,893	218,400
<i>Permits &amp; Fees</i>	<u>249,532</u>	<u>354,175</u>	<u>267,853</u>	<u>373,400</u>
47008 Sale Historic Tour Guide Notes	3,835	7,500	5,344	7,500
<i>Miscellaneous Income</i>	<u>3,835</u>	<u>7,500</u>	<u>5,344</u>	<u>7,500</u>
<b>Total Tourism</b>	<u>253,367</u>	<u>361,675</u>	<u>273,197</u>	<u>380,900</u>
<b>701000 - Mayor's Offc Child Youth Fam</b>				
46420 Contributions, 1st Day School	1,600	7,000	8,100	7,000
<i>Miscellaneous Income</i>	<u>1,600</u>	<u>7,000</u>	<u>8,100</u>	<u>7,000</u>
<b>Total Mayor's Offc Child Youth Fam</b>	<u>1,600</u>	<u>7,000</u>	<u>8,100</u>	<u>7,000</u>
<b>931000 - General Fund Transfers In</b>				
80010 Transfer in Mun Accom Fee	1,938,524	3,300,000	0	3,600,000
80011 Transfer in Hospitality Fee	5,350,000	3,850,000	0	4,877,500
80012 Transfer in Community Dvpt	183,038	181,132	168,598	178,300
80014 Transfer in Other HUD Programs	13,388	13,398	11,662	14,638
80016 Transfer in Cap Proj-COP	11,060	331	330	0
80038 Transfer in State Accom Tax	245,494	203,750	0	369,750
80039 Transfer in Tourism	70,000	93,000	0	270,000
80070 Transfer in Home Program	67,473	132,268	78,521	58,553
<i>Transfers In</i>	<u>7,878,977</u>	<u>7,773,879</u>	<u>259,111</u>	<u>9,368,741</u>
<b>Total General Fund Transfers In</b>	<u>7,878,977</u>	<u>7,773,879</u>	<u>259,111</u>	<u>9,368,741</u>
<b>940100 - American Rescue Plan Act 2021</b>				
46103 Interest Income	0	0	1,466	0
<i>Interest Income</i>	<u>0</u>	<u>0</u>	<u>1,466</u>	<u>0</u>
43112 Grant, Federal	0	8,324,407	10,546,428	5,576,315
<i>Federal Programs</i>	<u>0</u>	<u>8,324,407</u>	<u>10,546,428</u>	<u>5,576,315</u>
<b>Total American Rescue Plan Act 2021</b>	<u>0</u>	<u>8,324,407</u>	<u>10,547,894</u>	<u>5,576,315</u>
<b>Total FUND General Fund</b>	<u>189,416,617</u>	<u>204,108,196</u>	<u>102,697,880</u>	<u>216,035,241</u>

**CITY OF CHARLESTON**  
**2022 DRAFT REVENUE BUDGET**

As of: 12/31/2021

**FUND: 401 - Angel Oak**

<b>Division/Object</b>	<b>2020 Prior YR Actuals</b>	<b>2021 Amended Budget</b>	<b>2021 Current YR Actual</b>	<b>2022 Next YR Budget</b>
<b>024010 - Angel Oak</b>				
44703 Sales, Merchandise	228,403	356,250	337,209	350,000
<i>Sales &amp; User Charges</i>	228,403	356,250	337,209	350,000
46228 Vending Machines	3,433	8,550	5,939	5,300
46401 Contributions	16,356	15,200	25,469	20,000
47001 Miscellaneous Income	25	0	0	0
<i>Miscellaneous Income</i>	19,814	23,750	31,408	25,300
<b>Total Angel Oak</b>	248,217	380,000	368,617	375,300
<b>Total FUND Angel Oak</b>	248,217	380,000	368,617	375,300

**CITY OF CHARLESTON**  
**2022 DRAFT REVENUE BUDGET**

As of: 12/31/2021

**FUND: 410 - City Market**

Division/Object	2020 Prior YR Actuals	2021 Amended Budget	2021 Current YR Actual	2022 Next YR Budget
<b>021010 - City Market</b>				
46214 Rents, Market Shops	526,461	752,000	604,686	772,850
46215 Rents, Market Sheds	815,700	1,501,000	1,099,400	1,551,000
46223 Rents, Market Night	3,247	115,000	93,491	123,000
46256 Rents, City Market Gas Heaters	0	0	13,336	0
<b>Rents &amp; Concessions</b>	1,345,408	2,368,000	1,810,913	2,446,850
44728 ATM Machine	12,444	25,000	23,345	38,000
47001 Miscellaneous Income	503	2,000	1,004	2,000
<b>Miscellaneous Income</b>	12,947	27,000	24,349	40,000
46103 Interest Income	9,988	0	5,300	0
<b>Interest Income</b>	9,988	0	5,300	0
80011 Transfer in Hospitality Fee	114,996	0	0	0
<b>Transfers In</b>	114,996	0	0	0
<b>Total City Market</b>	1,483,339	2,395,000	1,840,562	2,486,850
<b>Total FUND City Market</b>	1,483,339	2,395,000	1,840,562	2,486,850

**CITY OF CHARLESTON**  
**2022 DRAFT REVENUE BUDGET**

As of: 12/31/2021

**FUND: 415 - JPR, Jr. Ballpark**

Division/Object	2020 Prior YR Actuals	2021 Amended Budget	2021 Current YR Actual	2022 Next YR Budget
<b>023010 - JPR, Jr Ballpark</b>				
46220 Rents, JPR, Jr Ballpark	0	387,000	0	391,000
46221 Fees, Citadel Home Games	3,054	10,000	8,334	10,000
<i>Rents &amp; Concessions</i>	<u>3,054</u>	<u>397,000</u>	<u>8,334</u>	<u>401,000</u>
47001 Miscellaneous Income	55,344	0	0	0
<i>Miscellaneous Income</i>	<u>55,344</u>	<u>0</u>	<u>0</u>	<u>0</u>
80011 Transfer in Hospitality Fee	1,050,000	564,631	0	200,000
<i>Transfers In</i>	<u>1,050,000</u>	<u>564,631</u>	<u>0</u>	<u>200,000</u>
<b>Total JPR, Jr Ballpark</b>	<u>1,108,398</u>	<u>961,631</u>	<u>8,334</u>	<u>601,000</u>
<b>Total FUND JPR, Jr. Ballpark</b>	<u>1,108,398</u>	<u>961,631</u>	<u>8,334</u>	<u>601,000</u>

**CITY OF CHARLESTON**  
**2022 DRAFT REVENUE BUDGET**

As of: 12/31/2021

**FUND: 425 - Municipal Golf Course**

Division/Object	2020	2021	2021	2022
	Prior YR Actuals	Amended Budget	Current YR Actual	Next YR Budget
<b>028010 - Municipal Golf Course</b>				
44702 Sales, Range Balls	81,707	220,000	299,299	285,000
44703 Sales, Merchandise	61,884	200,000	203,297	220,000
44705 Admissions	125,556	1,197,500	1,204,939	1,285,000
44708 Fees, Instructional Lessons	37,330	45,000	67,877	50,000
<i>Sales &amp; User Charges</i>	<u>306,477</u>	<u>1,662,500</u>	<u>1,775,412</u>	<u>1,840,000</u>
44701 Concessions	75,448	358,550	378,024	400,000
44706 Liquor Concessions	16,183	65,000	82,595	80,000
46213 Rents, GC Electric Carts	65,952	550,000	523,826	500,000
<i>Rents &amp; Concessions</i>	<u>157,583</u>	<u>973,550</u>	<u>984,445</u>	<u>980,000</u>
44707 Tournament Revenue	6,986	30,000	35,715	40,000
<i>Recreational Facilities</i>	<u>6,986</u>	<u>30,000</u>	<u>35,715</u>	<u>40,000</u>
47001 Miscellaneous Income	0	0	40	0
<i>Miscellaneous Income</i>	<u>0</u>	<u>0</u>	<u>40</u>	<u>0</u>
<b>Total Municipal Golf Course</b>	<u>471,046</u>	<u>2,666,050</u>	<u>2,795,612</u>	<u>2,860,000</u>
<b>Total FUND Municipal Golf Course</b>	<u>471,046</u>	<u>2,666,050</u>	<u>2,795,612</u>	<u>2,860,000</u>



**CITY OF CHARLESTON**  
**2022 DRAFT REVENUE BUDGET**

As of: 12/31/2021

**FUND: 430 - Old Slave Mart Museum**

Division/Object	2020 Prior YR Actuals	2021 Amended Budget	2021 Current YR Actual	2022 Next YR Budget
<b>020010 - Old Slave Mart Museum</b>				
44703 Sales, Merchandise	25,496	40,300	52,330	50,000
44705 Admissions	198,356	374,100	363,980	380,000
<i>Sales &amp; User Charges</i>	<u>223,852</u>	<u>414,400</u>	<u>416,310</u>	<u>430,000</u>
47001 Miscellaneous Income	3,512	0	5,078	0
<i>Miscellaneous Income</i>	<u>3,512</u>	<u>0</u>	<u>5,078</u>	<u>0</u>
<b>Total Old Slave Mart Museum</b>	<u>227,364</u>	<u>414,400</u>	<u>421,388</u>	<u>430,000</u>
<b>Total FUND Old Slave Mart Museum</b>	<u>227,364</u>	<u>414,400</u>	<u>421,388</u>	<u>430,000</u>

**CITY OF CHARLESTON  
2022 DRAFT REVENUE BUDGET**

As of: 12/31/2021

**FUND: 435 - Parking Facilities**


Division/Object	2020 Prior YR Actuals	2021 Amended Budget	2021 Current YR Actual	2022 Next YR Budget
<b>000435 - Parking Balance Sheet</b>				
31500 Net Assets	0	4,594,800	0	4,104,800
<i>Not Applicable</i>	0	4,594,800	0	4,104,800
<b>Total Parking Balance Sheet</b>	<b>0</b>	<b>4,594,800</b>	<b>0</b>	<b>4,104,800</b>
<b>022001 - Parking</b>				
46211 Parking Lot, E Bay Street	21,893	18,741	27,752	37,482
46212 Parking Lot, Exchange St	30,832	30,850	38,048	49,550
46216 Parking Lot, Market St Metered	24,662	28,016	29,567	36,429
46227 Meter Violation Clerk Income	110,537	90,000	0	105,000
46275 ABM Pkg Facilities Revenue	99,125	0	79,450	0
<i>Sales &amp; User Charges</i>	287,049	167,607	174,817	228,461
42216 Permits, Residential Parking	108,134	200,000	137,531	175,000
42217 Permits, Construction Bags	184,950	200,000	247,132	200,000
42224 Fees, Dumpster Permit	109,960	125,000	104,773	125,000
<i>Permits &amp; Fees</i>	403,044	525,000	489,436	500,000
45101 Parking Violations, Delinquent	8,721	1,342,000	0	1,464,050
45140 Parking Violations	2,859,529	1,708,000	2,630,077	1,667,950
<i>Fines &amp; Forfeitures</i>	2,868,250	3,050,000	2,630,077	3,132,000
<b>Total Parking</b>	<b>3,558,343</b>	<b>3,742,607</b>	<b>3,294,330</b>	<b>3,860,461</b>
<b>022005 - Parking Management Services</b>				
80011 Transfer in Hospitality Fee	0	0	0	300,000
<i>Transfers In</i>	0	0	0	300,000
<b>Total Parking Management Services</b>	<b>0</b>	<b>0</b>	<b>0</b>	<b>300,000</b>
<b>022016 - Parking Facilities Admin-ABM</b>				
46275 ABM Pkg Facilities Revenue	410,070	16,453,981	99,440	19,289,219
<i>Sales &amp; User Charges</i>	410,070	16,453,981	99,440	19,289,219
46103 Interest Income	62,593	24,000	6,746	10,000
<i>Interest Income</i>	62,593	24,000	6,746	10,000
<b>Total Parking Facilities Admin-ABM</b>	<b>472,663</b>	<b>16,477,981</b>	<b>106,186</b>	<b>19,299,219</b>
<b>022022 - Parking Lot-Concord Cumb</b>				
46217 Parking Lot, Conc/Cmbrlnd Met	32,846	40,425	42,439	62,457
<i>Sales &amp; User Charges</i>	32,846	40,425	42,439	62,457
<b>Total Parking Lot-Concord Cumb</b>	<b>32,846</b>	<b>40,425</b>	<b>42,439</b>	<b>62,457</b>
<b>022025 - Parking Lot-John Street</b>				
46239 Parking Meters	10,136	48,000	37,633	43,500
<i>Sales &amp; User Charges</i>	10,136	48,000	37,633	43,500
<b>Total Parking Lot-John Street</b>	<b>10,136</b>	<b>48,000</b>	<b>37,633</b>	<b>43,500</b>
<b>022035 - Parking Lot-BAM</b>				
46225 Parking Lot, BAM Metered	25,531	27,568	30,032	36,830
<i>Sales &amp; User Charges</i>	25,531	27,568	30,032	36,830

**CITY OF CHARLESTON  
2022 DRAFT REVENUE BUDGET**

As of: 12/31/2021

**FUND: 435 - Parking Facilities**

Division/Object	2020 Prior YR Actuals	2021 Amended Budget	2021 Current YR Actual	2022 Next YR Budget
<b>Total Parking Lot-BAM</b>	25,531	27,568	30,032	36,830
<b>022040 - Parking Lot-Fishburne St Lot</b>				
46275 ABM Pkg Facilities Revenue	669,868	0	549,291	0
<i>Sales &amp; User Charges</i>	669,868	0	549,291	0
46220 Rents, JPR, Jr Ballpark	0	150,000	150,000	155,000
<i>Rents &amp; Concessions</i>	0	150,000	150,000	155,000
<b>Total Parking Lot-Fishburne St Lot</b>	669,868	150,000	699,291	155,000
<b>022045 - Parking Meters</b>				
46239 Parking Meters	2,328,902	2,455,719	2,198,490	3,044,490
46248 Valet Parking	0	5,000	0	5,000
46249 Smart Card Minutes	23,995	48,000	28,085	31,236
46255 Sale, Smart Card	440	0	605	360
<i>Sales &amp; User Charges</i>	2,353,337	2,508,719	2,227,180	3,081,086
47001 Miscellaneous Income	1,200	0	0	0
<i>Miscellaneous Income</i>	1,200	0	0	0
<b>Total Parking Meters</b>	2,354,537	2,508,719	2,227,180	3,081,086
<b>022105 - Parking Lot-Auditorium</b>				
46218 Parking Lot, Auditorim Metered	44,196	45,964	34,747	57,925
<i>Sales &amp; User Charges</i>	44,196	45,964	34,747	57,925
<b>Total Parking Lot-Auditorium</b>	44,196	45,964	34,747	57,925
<b>Total FUND Parking Facilities</b>	7,168,120	27,636,064	6,471,838	31,001,278



## SECTION III.

# **GENERAL FUND EXPENDITURES**

**CITY OF CHARLESTON**  
**2022 DRAFT GENERAL FUND EXPENDITURE BUDGET**

As of: 12/31/2021

Division/Object	2020 Prior YR Actuals	2021 Approved Budget	2021 Amended Budget	2022 Draft Budget
<b>100000 - City Council</b>				
51100 Salaries, Full-Time Employees	391,349	516,050	405,997	476,737
51110 Salaries, Temporary Employees	10,571	0	0	0
51135 Elected Officials	206,616	210,000	210,000	243,584
51145 Overtime	3,898	0	0	0
<i>Personnel Services</i>	<u>612,434</u>	<u>726,050</u>	<u>615,997</u>	<u>720,321</u>
51200 Healthcare	203,160	264,044	264,044	272,515
51205 Emp Healthcare Contributions	-38,132	-43,719	-43,719	-44,168
51215 Employee Life Insurance	1,435	743	743	735
51220 Disability Insurance	4,353	2,791	2,791	2,759
51225 Social Security	43,819	55,746	55,746	55,105
51230 SC Regular Retirement	92,779	120,673	120,673	122,887
51245 Unemployment Compensation	979	328	328	324
51275 Employee Wellness Program	110	0	0	0
<i>Fringe Benefits</i>	<u>308,503</u>	<u>400,606</u>	<u>400,606</u>	<u>410,157</u>
52000 Supplies, Office	2,009	4,000	4,000	4,000
52002 Postage	1,013	1,000	1,000	1,000
52016 Supplies, Printing & Copying	626	2,000	2,000	2,000
52036 Supplies, Specialized Dept	0	200	200	200
52040 Supplies, Hospitality	0	200	200	200
52060 Supplies, Councilmember Admin	1,547	1,200	1,200	1,200
52206 Services, Prof & Contr	170	0	0	0
52216 Agency Temporaries	15,829	0	8,553	0
52222 Services, Printing	4,604	12,000	11,750	11,750
52236 Advertising	4,315	15,000	14,750	11,500
52305 Professional Certifications	25	600	600	600
52315 Councilmember Travel	5,756	18,000	18,000	18,000
52725 Furniture, Non-Capital	0	2,000	2,000	2,000
52940 Contingencies	0	3,750	3,360	3,360
52944 Memberships, Dues & Pubs	411	1,200	1,200	1,200
53154 CARTA Passes	810	2,052	2,052	2,052
53155 Employee Parking	6,250	10,500	10,500	10,500
<i>Operating</i>	<u>43,365</u>	<u>73,702</u>	<u>81,365</u>	<u>69,562</u>
<b>Total Expenditures</b>	<u>964,302</u>	<u>1,200,358</u>	<u>1,097,968</u>	<u>1,200,040</u>
<b>Total City Council</b>	<u>-964,302</u>	<u>-1,200,358</u>	<u>-1,097,968</u>	<u>-1,200,040</u>

**CITY OF CHARLESTON**  
**2022 DRAFT GENERAL FUND EXPENDITURE BUDGET**

As of: 12/31/2021

Division/Object	2020 Prior YR Actuals	2021 Approved Budget	2021 Amended Budget	2022 Draft Budget
<b>101000 - Records Management</b>				
51100 Salaries, Full-Time Employees	145,294	144,147	144,147	144,147
51105 Salaries, Part-Time Employees	17,115	13,700	13,700	13,700
51145 Overtime	112	0	0	0
<i>Personnel Services</i>	162,521	157,847	157,847	157,847
51200 Healthcare	32,945	34,440	34,440	35,545
51205 Emp Healthcare Contributions	-6,184	-5,702	-5,702	-5,761
51215 Employee Life Insurance	233	147	147	147
51220 Disability Insurance	706	552	552	552
51225 Social Security	12,025	12,075	12,075	12,075
51230 SC Regular Retirement	25,288	26,139	26,139	26,929
51245 Unemployment Compensation	159	71	71	71
51275 Employee Wellness Program	158	0	0	0
<i>Fringe Benefits</i>	65,330	67,722	67,722	69,558
52000 Supplies, Office	1,210	3,500	3,500	3,500
52002 Postage	17	75	75	75
52014 Supplies, Cleaning & Janitoria	47	75	75	75
52030 Supplies, Photographic	376	1,510	1,510	1,510
52206 Services, Prof & Contr	1,536	3,210	3,210	3,210
52300 Employee Travel & Training	100	0	0	0
52505 Leases, Vendor	1,240	780	780	780
52944 Memberships, Dues & Pubs	85	190	190	190
53155 Employee Parking	4,500	6,000	6,000	6,000
<i>Operating</i>	9,111	15,340	15,340	15,340
<b>Total Expenditures</b>	236,962	240,909	240,909	242,745
<b>Total Records Management</b>	-236,962	-240,909	-240,909	-242,745

**CITY OF CHARLESTON**  
**2022 DRAFT GENERAL FUND EXPENDITURE BUDGET**

As of: 12/31/2021

Division/Object	2020 Prior YR Actuals	2021 Approved Budget	2021 Amended Budget	2022 Draft Budget
<b>110000 - Municipal Court</b>				
51100 Salaries, Full-Time Employees	864,611	965,622	864,122	968,731
51140 Appointed Personnel	258,622	304,732	304,732	299,511
51145 Overtime	9,066	0	0	0
<i>Personnel Services</i>	<u>1,132,299</u>	<u>1,270,354</u>	<u>1,168,854</u>	<u>1,268,242</u>
51200 Healthcare	236,104	344,404	344,404	355,455
51205 Emp Healthcare Contributions	-44,316	-57,025	-57,025	-57,611
51215 Employee Life Insurance	1,668	1,312	1,312	1,294
51220 Disability Insurance	5,059	4,928	4,928	4,857
51225 Social Security	82,590	98,429	98,429	97,021
51230 SC Regular Retirement	176,128	213,070	213,070	216,362
51245 Unemployment Compensation	1,138	579	579	571
51275 Employee Wellness Program	20	0	0	0
<i>Fringe Benefits</i>	<u>458,391</u>	<u>605,697</u>	<u>605,697</u>	<u>617,949</u>
52000 Supplies, Office	9,848	12,000	12,000	12,000
52002 Postage	13,969	15,000	15,000	15,000
52008 Uniforms & Protective Clothing	85	300	300	300
52014 Supplies, Cleaning & Janitoria	1,001	0	0	0
52016 Supplies, Printing & Copying	10,606	11,000	11,000	11,000
52030 Supplies, Photographic	0	1,231	1,231	1,231
52206 Services, Prof & Contr	193,923	251,000	251,000	251,000
52222 Services, Printing	0	1,000	1,000	1,000
52300 Employee Travel & Training	799	10,500	10,500	10,500
52305 Professional Certifications	3,046	9,050	9,050	4,525
52310 Transportation Allowance	248	0	0	0
52505 Leases, Vendor	6,258	10,000	10,000	10,000
52510 Rents, Space Cost	9,850	5,700	5,700	6,000
52912 Juror's Costs	1,557	7,000	7,000	7,000
52944 Memberships, Dues & Pubs	1,302	2,041	2,041	2,041
53155 Employee Parking	10,750	36,000	36,000	45,000
<i>Operating</i>	<u>263,242</u>	<u>371,822</u>	<u>371,822</u>	<u>376,597</u>
<b>Total Expenditures</b>	<u>1,853,932</u>	<u>2,247,873</u>	<u>2,146,373</u>	<u>2,262,788</u>
<b>Total Municipal Court</b>	<u>-1,853,932</u>	<u>-2,247,873</u>	<u>-2,146,373</u>	<u>-2,262,788</u>

**CITY OF CHARLESTON**  
**2022 DRAFT GENERAL FUND EXPENDITURE BUDGET**

As of: 12/31/2021

Division/Object	2020 Prior YR Actuals	2021 Approved Budget	2021 Amended Budget	2022 Draft Budget
<b>120000 - Mayor's Office</b>				
51100 Salaries, Full-Time Employees	628,788	660,878	678,878	686,799
51105 Salaries, Part-Time Employees	23,034	22,427	22,427	22,858
51130 Salaries, Interns	0	9,000	9,000	9,000
51135 Elected Officials	182,431	188,222	188,222	188,222
51145 Overtime	621	0	0	0
<i>Personnel Services</i>	<u>834,874</u>	<u>880,527</u>	<u>898,527</u>	<u>906,879</u>
51200 Healthcare	82,362	103,321	114,801	106,636
51205 Emp Healthcare Contributions	-15,459	-17,107	-19,008	-17,283
51215 Employee Life Insurance	582	876	947	893
51220 Disability Insurance	1,765	3,290	3,555	3,351
51225 Social Security	59,410	68,125	73,480	69,376
51230 SC Regular Retirement	129,321	145,981	157,459	153,178
51245 Unemployment Compensation	397	401	432	408
51275 Employee Wellness Program	60	0	0	0
<i>Fringe Benefits</i>	<u>258,438</u>	<u>304,887</u>	<u>331,666</u>	<u>316,559</u>
52000 Supplies, Office	5,768	10,000	9,266	10,250
52002 Postage	345	1,000	1,000	1,000
52016 Supplies, Printing & Copying	0	0	1,000	1,000
52040 Supplies, Hospitality	27	500	500	500
52206 Services, Prof & Contr	157,202	160,000	160,000	160,000
52300 Employee Travel & Training	2,753	1,000	3,500	3,500
52305 Professional Certifications	0	0	446	446
52310 Transportation Allowance	0	200	200	200
52312 Travel & Training-Mayor	1,588	6,000	6,000	6,000
52600 Insurance, Autos & Trucks	-164	0	0	0
52725 Furniture, Non-Capital	0	0	984	0
52920 Special Events	6,191	11,500	10,000	10,000
52922 Entertainment of City Guests	104	1,500	1,500	1,500
52940 Contingencies	0	2,500	2,500	2,500
52944 Memberships, Dues & Pubs	1,050	1,400	3,460	3,460
53155 Employee Parking	6,875	10,500	12,000	10,500
<i>Operating</i>	<u>181,739</u>	<u>206,100</u>	<u>212,356</u>	<u>210,856</u>
<b>Total Expenditures</b>	<u>1,275,051</u>	<u>1,391,514</u>	<u>1,442,549</u>	<u>1,434,294</u>
<b>Total Mayor's Office</b>	<u>-1,275,051</u>	<u>-1,391,514</u>	<u>-1,442,549</u>	<u>-1,434,294</u>



**CITY OF CHARLESTON**  
**2022 DRAFT GENERAL FUND EXPENDITURE BUDGET**

As of: 12/31/2021

Division/Object	2020 Prior YR Actuals	2021 Approved Budget	2021 Amended Budget	2022 Draft Budget
<b>130000 - Budget &amp; Finance Admin</b>				
51100 Salaries, Full-Time Employees	442,975	436,960	436,960	436,960
51105 Salaries, Part-Time Employees	84,954	107,312	107,312	107,312
51145 Overtime	964	0	0	0
<i>Personnel Services</i>	<u>528,893</u>	<u>544,272</u>	<u>544,272</u>	<u>544,272</u>
51200 Healthcare	60,399	68,881	68,881	71,091
51205 Emp Healthcare Contributions	-11,337	-11,405	-11,405	-11,522
51215 Employee Life Insurance	427	446	446	446
51220 Disability Insurance	1,294	1,674	1,674	1,674
51225 Social Security	38,258	41,637	41,637	41,637
51230 SC Regular Retirement	82,285	90,131	90,131	92,853
51245 Unemployment Compensation	291	245	245	245
51275 Employee Wellness Program	150	0	0	0
<i>Fringe Benefits</i>	<u>171,767</u>	<u>191,609</u>	<u>191,609</u>	<u>196,424</u>
52000 Supplies, Office	0	200	200	200
52002 Postage	0	100	100	100
52206 Services, Prof & Contr	17,500	30,000	29,539	30,000
52300 Employee Travel & Training	1,842	3,600	3,600	3,600
52305 Professional Certifications	80	280	280	280
52310 Transportation Allowance	136	0	0	0
52920 Special Events	0	4,000	0	4,000
52940 Contingencies	0	11,250	10,250	11,250
52944 Memberships, Dues & Pubs	1,085	1,140	1,140	1,140
53155 Employee Parking	1,500	4,500	4,500	4,500
<i>Operating</i>	<u>22,143</u>	<u>55,070</u>	<u>49,609</u>	<u>55,070</u>
<b>Total Expenditures</b>	<u>722,803</u>	<u>790,951</u>	<u>785,490</u>	<u>795,766</u>
<b>Total Budget &amp; Finance Admin</b>	<u>-722,803</u>	<u>-790,951</u>	<u>-785,490</u>	<u>-795,766</u>

**CITY OF CHARLESTON**  
**2022 DRAFT GENERAL FUND EXPENDITURE BUDGET**

As of: 12/31/2021

Division/Object	2020 Prior YR Actuals	2021 Approved Budget	2021 Amended Budget	2022 Draft Budget
<b>131000 - Finance</b>				
51100 Salaries, Full-Time Employees	1,077,454	1,076,399	1,020,399	1,097,100
51110 Salaries, Temporary Employees	726	0	0	0
51145 Overtime	272	0	0	0
<i>Personnel Services</i>	<u>1,078,452</u>	<u>1,076,399</u>	<u>1,020,399</u>	<u>1,097,100</u>
51200 Healthcare	214,141	229,603	229,603	236,970
51205 Emp Healthcare Contributions	-40,193	-38,017	-38,017	-38,407
51215 Employee Life Insurance	1,512	1,100	1,100	1,118
51220 Disability Insurance	4,589	4,130	4,130	4,196
51225 Social Security	79,495	82,498	82,498	83,820
51230 SC Regular Retirement	167,353	178,583	178,583	186,923
51245 Unemployment Compensation	1,032	485	485	493
51275 Employee Wellness Program	100	0	0	0
<i>Fringe Benefits</i>	<u>428,029</u>	<u>458,382</u>	<u>458,382</u>	<u>475,113</u>
52000 Supplies, Office	2,549	5,000	5,000	5,000
52002 Postage	9,915	7,500	7,500	7,500
52016 Supplies, Printing & Copying	14,976	16,500	16,500	15,000
52125 Telephone	0	360	360	0
52206 Services, Prof & Contr	82,882	96,975	96,975	107,550
52222 Services, Printing	161	1,500	1,500	300
52300 Employee Travel & Training	3,678	3,750	3,750	3,750
52305 Professional Certifications	80	160	160	160
52740 Equipment, Non-Cap Computer	0	18,305	18,305	0
52944 Memberships, Dues & Pubs	2,072	4,000	4,000	3,300
53155 Employee Parking	28,500	28,500	28,500	28,500
<i>Operating</i>	<u>144,813</u>	<u>182,550</u>	<u>182,550</u>	<u>171,060</u>
<b>Total Expenditures</b>	<u>1,651,294</u>	<u>1,717,331</u>	<u>1,661,331</u>	<u>1,743,273</u>
<b>Total Finance</b>	<u>-1,651,294</u>	<u>-1,717,331</u>	<u>-1,661,331</u>	<u>-1,743,273</u>

**CITY OF CHARLESTON**  
**2022 DRAFT GENERAL FUND EXPENDITURE BUDGET**

As of: 12/31/2021

Division/Object	2020 Prior YR Actuals	2021 Approved Budget	2021 Amended Budget	2022 Draft Budget
<b>132000 - Revenue Collections</b>				
51100 Salaries, Full-Time Employees	558,709	568,586	560,086	568,586
51105 Salaries, Part-Time Employees	0	39,100	39,100	39,100
51145 Overtime	230	0	0	0
<i>Personnel Services</i>	<u>558,939</u>	<u>607,686</u>	<u>599,186</u>	<u>607,686</u>
51200 Healthcare	137,270	149,242	149,242	154,030
51205 Emp Healthcare Contributions	-25,765	-24,711	-24,711	-24,965
51215 Employee Life Insurance	970	581	581	580
51220 Disability Insurance	2,942	2,183	2,183	2,178
51225 Social Security	40,768	46,599	46,599	46,488
51230 SC Regular Retirement	86,897	100,873	100,873	103,671
51245 Unemployment Compensation	662	274	274	273
<i>Fringe Benefits</i>	<u>243,744</u>	<u>275,041</u>	<u>275,041</u>	<u>282,255</u>
52000 Supplies, Office	945	2,500	2,500	2,500
52002 Postage	11,930	16,000	16,000	16,000
52016 Supplies, Printing & Copying	5,820	3,800	3,800	3,800
52200 Bank Service Charges	221,820	75,000	75,000	10,000
52206 Services, Prof & Contr	507	775	775	1,965
52216 Agency Temporaries	3,534	0	0	0
52222 Services, Printing	2,486	10,000	10,000	10,000
52236 Advertising	393	1,050	1,050	1,050
52505 Leases, Vendor	2,165	4,500	4,500	4,500
52510 Rents, Space Cost	356	0	0	0
52944 Memberships, Dues & Pubs	0	125	125	125
52954 Cash Over/Short	9	0	0	0
53155 Employee Parking	16,250	19,500	19,500	18,000
<i>Operating</i>	<u>266,215</u>	<u>133,250</u>	<u>133,250</u>	<u>67,940</u>
<b>Total Expenditures</b>	<u>1,068,898</u>	<u>1,015,977</u>	<u>1,007,477</u>	<u>957,881</u>
<b>Total Revenue Collections</b>	<u>-1,068,898</u>	<u>-1,015,977</u>	<u>-1,007,477</u>	<u>-957,881</u>

**CITY OF CHARLESTON**  
**2022 DRAFT GENERAL FUND EXPENDITURE BUDGET**

As of: 12/31/2021

Division/Object	2020 Prior YR Actuals	2021 Approved Budget	2021 Amended Budget	2022 Draft Budget
<b>133000 - Budget &amp; Management</b>				
51100 Salaries, Full-Time Employees	381,577	402,817	346,817	405,700
51105 Salaries, Part-Time Employees	15,734	0	0	0
<i>Personnel Services</i>	397,311	402,817	346,817	405,700
51200 Healthcare	65,890	68,881	68,881	71,091
51205 Emp Healthcare Contributions	-12,367	-11,405	-11,405	-11,522
51215 Employee Life Insurance	465	411	411	414
51220 Disability Insurance	1,412	1,543	1,543	1,554
51225 Social Security	29,217	30,816	30,816	31,036
51230 SC Regular Retirement	61,663	66,706	66,706	69,212
51245 Unemployment Compensation	318	181	181	183
51275 Employee Wellness Program	400	0	0	0
<i>Fringe Benefits</i>	146,998	157,133	157,133	161,968
52000 Supplies, Office	256	1,000	1,000	1,000
52002 Postage	0	70	70	70
52016 Supplies, Printing & Copying	0	500	500	500
52222 Services, Printing	0	8,500	7,040	8,500
52236 Advertising	0	1,700	700	1,300
52300 Employee Travel & Training	1,598	0	0	2,000
52305 Professional Certifications	80	80	80	80
52944 Memberships, Dues & Pubs	210	900	900	900
53155 Employee Parking	7,500	6,000	6,000	7,500
<i>Operating</i>	9,644	18,750	16,290	21,850
<b>Total Expenditures</b>	553,953	578,700	520,240	589,518
<b>Total Budget &amp; Management</b>	-553,953	-578,700	-520,240	-589,518

**CITY OF CHARLESTON**  
**2022 DRAFT GENERAL FUND EXPENDITURE BUDGET**

As of: 12/31/2021

Division/Object	2020 Prior YR Actuals	2021 Approved Budget	2021 Amended Budget	2022 Draft Budget
<b>134000 - Procurement</b>				
51100 Salaries, Full-Time Employees	299,127	296,913	283,913	290,700
<i>Personnel Services</i>	299,127	296,913	283,913	290,700
51200 Healthcare	54,908	57,401	57,401	59,242
51205 Emp Healthcare Contributions	-10,306	-9,504	-9,504	-9,602
51215 Employee Life Insurance	388	303	303	297
51220 Disability Insurance	1,177	1,137	1,137	1,113
51225 Social Security	21,724	22,714	22,714	22,239
51230 SC Regular Retirement	46,544	49,169	49,169	49,593
51245 Unemployment Compensation	265	134	134	131
51275 Employee Wellness Program	75	0	0	0
<i>Fringe Benefits</i>	114,775	121,354	121,354	123,013
52000 Supplies, Office	1,333	2,500	2,500	2,500
52002 Postage	389	600	600	600
52008 Uniforms & Protective Clothing	93,593	115,000	115,000	115,000
52016 Supplies, Printing & Copying	44	300	300	300
52056 Supplies, Miscellaneous	0	150	150	150
52236 Advertising	2,749	4,500	4,500	4,500
52505 Leases, Vendor	3,666	4,800	4,800	4,800
52944 Memberships, Dues & Pubs	915	1,300	1,300	1,300
53155 Employee Parking	7,500	7,500	7,500	7,500
<i>Operating</i>	110,189	136,650	136,650	136,650
<b>Total Expenditures</b>	524,091	554,917	541,917	550,363
<b>Total Procurement</b>	-524,091	-554,917	-541,917	-550,363

**CITY OF CHARLESTON**  
**2022 DRAFT GENERAL FUND EXPENDITURE BUDGET**

As of: 12/31/2021

Division/Object	2020 Prior YR Actuals	2021 Approved Budget	2021 Amended Budget	2022 Draft Budget
<b>135000 - Real Estate Management</b>				
51100 Salaries, Full-Time Employees	180,175	259,483	216,483	250,500
51110 Salaries, Temporary Employees	23,967	0	0	0
51145 Overtime	75	0	0	0
<i>Personnel Services</i>	<u>204,217</u>	<u>259,483</u>	<u>216,483</u>	<u>250,500</u>
51200 Healthcare	32,945	45,921	45,921	47,394
51205 Emp Healthcare Contributions	-6,184	-7,603	-7,603	-7,681
51215 Employee Life Insurance	233	265	265	253
51220 Disability Insurance	706	994	994	950
51225 Social Security	15,164	19,850	19,850	18,974
51230 SC Regular Retirement	28,214	42,970	42,970	42,313
51245 Unemployment Compensation	159	117	117	112
51275 Employee Wellness Program	20	0	0	0
<i>Fringe Benefits</i>	<u>71,257</u>	<u>102,514</u>	<u>102,514</u>	<u>102,315</u>
52000 Supplies, Office	0	200	200	200
52002 Postage	6	110	110	110
52202 Property Appraisals	12,300	35,000	35,000	35,000
52216 Agency Temporaries	6,390	0	0	0
52238 Services, Arch & Engineering	2,800	15,000	26,487	15,000
52300 Employee Travel & Training	0	1,541	1,541	1,541
52305 Professional Certifications	0	1,680	1,680	1,600
52410 Maintenance, General	0	10,000	10,000	10,000
52725 Furniture, Non-Capital	0	30,000	30,000	30,000
52944 Memberships, Dues & Pubs	127	500	500	500
52945 Fees, Assoc & Regime	78	0	0	1,500
53155 Employee Parking	4,938	7,500	7,500	7,500
<i>Operating</i>	<u>26,639</u>	<u>101,531</u>	<u>113,018</u>	<u>102,951</u>
<b>Total Expenditures</b>	<u>302,113</u>	<u>463,528</u>	<u>432,015</u>	<u>455,766</u>
<b>Total Real Estate Management</b>	<u>-302,113</u>	<u>-463,528</u>	<u>-432,015</u>	<u>-455,766</u>

**CITY OF CHARLESTON**  
**2022 DRAFT GENERAL FUND EXPENDITURE BUDGET**

As of: 12/31/2021

Division/Object	2020 Prior YR Actuals	2021 Approved Budget	2021 Amended Budget	2022 Draft Budget
<b>136000 - Process/Service Improvement</b>				
51100 Salaries, Full-Time Employees	72,699	75,664	52,664	75,664
<i>Personnel Services</i>	72,699	75,664	52,664	75,664
51200 Healthcare	10,982	11,480	11,480	11,848
51205 Emp Healthcare Contributions	-2,061	-1,901	-1,901	-1,920
51215 Employee Life Insurance	78	77	77	77
51220 Disability Insurance	235	290	290	290
51225 Social Security	5,166	6,192	6,192	5,788
51230 SC Regular Retirement	11,312	12,530	12,530	12,908
51245 Unemployment Compensation	53	36	36	34
<i>Fringe Benefits</i>	25,765	28,704	28,704	29,025
52000 Supplies, Office	389	600	600	600
52002 Postage	0	500	500	0
52016 Supplies, Printing & Copying	0	1,000	1,000	0
52206 Services, Prof & Contr	122,968	100,000	100,000	100,000
53155 Employee Parking	0	1,500	1,500	1,500
53158 Employee Recognition	37,152	55,000	24,129	24,129
<i>Operating</i>	160,509	158,600	127,729	126,229
<b>Total Expenditures</b>	258,973	262,968	209,097	230,918
<b>Total Process/Service Improvement</b>	-258,973	-262,968	-209,097	-230,918

**CITY OF CHARLESTON**  
**2022 DRAFT GENERAL FUND EXPENDITURE BUDGET**

As of: 12/31/2021

Division/Object	2020 Prior YR Actuals	2021 Approved Budget	2021 Amended Budget	2022 Draft Budget
<b>137000 - Permit Center</b>				
51100 Salaries, Full-Time Employees	187,779	190,601	188,101	187,991
<i>Personnel Services</i>	187,779	190,601	188,101	187,991
51200 Healthcare	38,436	45,921	45,921	47,394
51205 Emp Healthcare Contributions	-7,214	-7,603	-7,603	-7,681
51215 Employee Life Insurance	271	194	194	192
51220 Disability Insurance	824	730	730	720
51225 Social Security	13,945	14,581	14,581	14,381
51230 SC Regular Retirement	29,191	31,564	31,564	32,071
51245 Unemployment Compensation	185	86	86	85
51275 Employee Wellness Program	80	0	0	0
<i>Fringe Benefits</i>	75,718	85,473	85,473	87,162
52000 Supplies, Office	136	600	600	600
52002 Postage	0	100	100	100
52016 Supplies, Printing & Copying	267	1,000	750	750
52036 Supplies, Specialized Dept	35	300	300	300
52505 Leases, Vendor	4,466	10,000	6,000	10,000
53155 Employee Parking	4,250	5,875	5,875	6,000
<i>Operating</i>	9,154	17,875	13,625	17,750
<b>Total Expenditures</b>	272,651	293,949	287,199	292,903
<b>Total Permit Center</b>	-272,651	-293,949	-287,199	-292,903



**CITY OF CHARLESTON**  
**2022 DRAFT GENERAL FUND EXPENDITURE BUDGET**

As of: 12/31/2021

Division/Object	2020 Prior YR Actuals	2021 Approved Budget	2021 Amended Budget	2022 Draft Budget
<b>138000 - Call Center</b>				
51100 Salaries, Full-Time Employees	224,667	230,527	227,027	231,330
51145 Overtime	655	0	0	0
<i>Personnel Services</i>	<u>225,322</u>	<u>230,527</u>	<u>227,027</u>	<u>231,330</u>
51200 Healthcare	49,417	45,921	45,921	59,242
51205 Emp Healthcare Contributions	-9,275	-7,603	-7,603	-9,602
51215 Employee Life Insurance	349	235	235	236
51220 Disability Insurance	1,059	883	883	886
51225 Social Security	16,257	17,635	17,635	17,697
51230 SC Regular Retirement	34,765	38,175	38,175	39,465
51245 Unemployment Compensation	238	104	104	104
<i>Fringe Benefits</i>	<u>92,810</u>	<u>95,350</u>	<u>95,350</u>	<u>108,028</u>
52000 Supplies, Office	225	500	500	500
52002 Postage	0	100	100	100
52505 Leases, Vendor	1,051	1,500	1,500	1,500
52725 Furniture, Non-Capital	0	500	500	500
53155 Employee Parking	5,875	6,000	6,000	6,000
<i>Operating</i>	<u>7,151</u>	<u>8,600</u>	<u>8,600</u>	<u>8,600</u>
<b>Total Expenditures</b>	<u>325,283</u>	<u>334,477</u>	<u>330,977</u>	<u>347,958</u>
<b>Total Call Center</b>	<u>-325,283</u>	<u>-334,477</u>	<u>-330,977</u>	<u>-347,958</u>

**CITY OF CHARLESTON**  
**2022 DRAFT GENERAL FUND EXPENDITURE BUDGET**

As of: 12/31/2021

Division/Object	2020 Prior YR Actuals	2021 Approved Budget	2021 Amended Budget	2022 Draft Budget
<b>140000 - Internal Auditing</b>				
51100 Salaries, Full-Time Employees	99,501	142,864	108,364	139,422
51105 Salaries, Part-Time Employees	32,847	0	0	0
<i>Personnel Services</i>	132,348	142,864	108,364	139,422
51200 Healthcare	21,963	22,960	22,960	23,697
51205 Emp Healthcare Contributions	-4,122	-3,802	-3,802	-3,841
51215 Employee Life Insurance	155	146	146	142
51220 Disability Insurance	471	547	547	534
51225 Social Security	9,530	10,929	10,929	10,666
51230 SC Regular Retirement	20,583	23,658	23,658	23,785
51245 Unemployment Compensation	106	64	64	63
<i>Fringe Benefits</i>	48,686	54,502	54,502	55,046
52000 Supplies, Office	134	600	600	600
52006 Small Hand Tools	38	0	0	0
52206 Services, Prof & Contr	7,613	5,100	5,100	5,100
52300 Employee Travel & Training	0	2,500	2,500	2,500
52305 Professional Certifications	0	80	80	80
52310 Transportation Allowance	0	300	300	300
52505 Leases, Vendor	99	1,000	1,000	1,000
52940 Contingencies	0	500	500	500
52944 Memberships, Dues & Pubs	210	2,100	2,100	2,100
53155 Employee Parking	3,000	3,000	3,000	3,000
<i>Operating</i>	11,094	15,180	15,180	15,180
<b>Total Expenditures</b>	192,128	212,546	178,046	209,648
<b>Total Internal Auditing</b>	-192,128	-212,546	-178,046	-209,648

**CITY OF CHARLESTON**  
**2022 DRAFT GENERAL FUND EXPENDITURE BUDGET**

As of: 12/31/2021

Division/Object	2020 Prior YR Actuals	2021 Approved Budget	2021 Amended Budget	2022 Draft Budget
<b>141000 - Corporation Counsel</b>				
51100 Salaries, Full-Time Employees	982,549	1,077,853	1,077,853	892,971
51105 Salaries, Part-Time Employees	0	12,854	12,854	95,380
51110 Salaries, Temporary Employees	9,536	0	0	0
51133 Salaries, Occasional Employees	0	26,281	26,281	16,425
51145 Overtime	108	0	0	0
<i>Personnel Services</i>	992,193	1,116,988	1,116,988	1,004,776
51200 Healthcare	126,288	137,762	137,762	142,182
51205 Emp Healthcare Contributions	-23,704	-22,810	-22,810	-23,044
51215 Employee Life Insurance	892	1,099	1,099	911
51220 Disability Insurance	2,706	4,128	4,128	3,420
51225 Social Security	71,487	85,450	85,450	76,865
51230 SC Regular Retirement	152,573	180,621	180,621	168,613
51245 Unemployment Compensation	609	503	503	452
51275 Employee Wellness Program	245	0	0	0
<i>Fringe Benefits</i>	331,096	386,753	386,753	369,399
52000 Supplies, Office	8,032	8,000	7,674	8,000
52002 Postage	720	2,500	2,500	2,500
52200 Bank Service Charges	31	0	0	0
52206 Services, Prof & Contr	601,760	558,000	558,000	553,000
52216 Agency Temporaries	0	5,000	5,000	5,000
52222 Services, Printing	22	1,500	1,500	1,500
52234 Services, Legal	39,965	36,900	36,900	42,420
52236 Advertising	0	1,000	1,000	250
52300 Employee Travel & Training	4,474	0	0	0
52305 Professional Certifications	5,095	5,000	5,000	5,000
52310 Transportation Allowance	0	700	700	500
52505 Leases, Vendor	3,743	8,000	8,000	8,000
52725 Furniture, Non-Capital	1,552	0	326	0
52940 Contingencies	0	2,250	2,250	2,250
52944 Memberships, Dues & Pubs	2,131	5,000	5,000	5,000
52956 ADA Upgrades	2,695	10,000	5,000	5,000
53048 Fees, Court Filing	500	2,000	2,000	1,000
53154 CARTA Passes	396	1,400	1,400	1,000
53155 Employee Parking	10,393	15,000	15,000	16,500
<i>Operating</i>	681,509	662,250	657,250	656,920
<b>Total Expenditures</b>	2,004,798	2,165,991	2,160,991	2,031,095
<b>Total Corporation Counsel</b>	-2,004,798	-2,165,991	-2,160,991	-2,031,095

**CITY OF CHARLESTON**  
**2022 DRAFT GENERAL FUND EXPENDITURE BUDGET**

As of: 12/31/2021

Division/Object	2020 Prior YR Actuals	2021 Approved Budget	2021 Amended Budget	2022 Draft Budget
<b>142000 - Prosecutor's Office</b>				
51100 Salaries, Full-Time Employees	217,882	280,734	242,234	279,461
<i>Personnel Services</i>	217,882	280,734	242,234	279,461
51200 Healthcare	32,945	45,921	45,921	47,394
51205 Emp Healthcare Contributions	-6,184	-7,603	-7,603	-7,681
51215 Employee Life Insurance	233	286	286	285
51220 Disability Insurance	706	1,075	1,075	1,070
51225 Social Security	16,122	21,476	21,476	21,379
51230 SC Regular Retirement	33,766	46,490	46,490	47,676
51245 Unemployment Compensation	159	126	126	126
51275 Employee Wellness Program	100	0	0	0
<i>Fringe Benefits</i>	77,847	107,771	107,771	110,249
52000 Supplies, Office	1,138	2,000	2,000	2,000
52002 Postage	60	250	250	250
52016 Supplies, Printing & Copying	611	5,092	4,500	4,500
52206 Services, Prof & Contr	69,114	144,375	144,375	144,375
52305 Professional Certifications	199	2,850	2,850	2,850
52310 Transportation Allowance	0	150	150	150
52510 Rents, Space Cost	350	4,200	4,200	4,200
52940 Contingencies	0	750	750	750
52944 Memberships, Dues & Pubs	256	510	510	510
53048 Fees, Court Filing	0	200	200	200
53155 Employee Parking	7,250	6,000	6,000	7,500
<i>Operating</i>	78,978	166,377	165,785	167,285
<b>Total Expenditures</b>	374,707	554,882	515,790	556,995
<b>Total Prosecutor's Office</b>	-374,707	-554,882	-515,790	-556,995

**CITY OF CHARLESTON**  
**2022 DRAFT GENERAL FUND EXPENDITURE BUDGET**

As of: 12/31/2021

Division/Object	2020 Prior YR Actuals	2021 Approved Budget	2021 Amended Budget	2022 Draft Budget
<b>150000 - Human Resources</b>				
51100 Salaries, Full-Time Employees	949,600	981,443	889,469	974,992
51110 Salaries, Temporary Employees	8,556	0	0	0
51145 Overtime	6,648	0	0	0
<i>Personnel Services</i>	<u>964,804</u>	<u>981,443</u>	<u>889,469</u>	<u>974,992</u>
51200 Healthcare	170,215	183,682	183,682	189,576
51205 Emp Healthcare Contributions	-31,948	-30,413	-30,413	-30,726
51215 Employee Life Insurance	1,202	1,005	1,005	992
51220 Disability Insurance	3,648	3,773	3,773	3,725
51225 Social Security	70,290	75,364	75,364	74,396
51230 SC Regular Retirement	149,851	163,142	163,142	165,907
51245 Unemployment Compensation	821	443	443	438
51275 Employee Wellness Program	553	0	0	0
<i>Fringe Benefits</i>	<u>364,632</u>	<u>396,996</u>	<u>396,996</u>	<u>404,308</u>
52000 Supplies, Office	5,789	9,000	9,000	9,000
52002 Postage	5,005	3,900	3,900	3,900
52006 Small Hand Tools	-4	0	0	0
52014 Supplies, Cleaning & Janitoria	425	500	500	500
52016 Supplies, Printing & Copying	2,292	4,000	4,000	4,000
52030 Supplies, Photographic	0	2,000	2,000	2,000
52036 Supplies, Specialized Dept	295	2,400	2,400	2,400
52040 Supplies, Hospitality	4,239	14,000	14,000	14,000
52206 Services, Prof & Contr	59,780	141,850	131,850	131,850
52210 Background Checks & Drug Tests	49,451	50,000	50,000	50,000
52216 Agency Temporaries	0	0	4,974	0
52236 Advertising	3,508	3,950	3,950	3,950
52300 Employee Travel & Training	2,021	2,475	2,475	2,475
52305 Professional Certifications	0	225	225	225
52310 Transportation Allowance	0	100	100	100
52327 Lighten Up Charleston Expense	5,454	40,100	40,100	5,100
52505 Leases, Vendor	11,751	15,000	15,000	8,988
52940 Contingencies	0	3,750	3,750	3,750
52944 Memberships, Dues & Pubs	2,259	1,976	1,976	1,976
53155 Employee Parking	21,875	27,000	27,000	27,000
53158 Employee Recognition	1,159	1,700	879	879
<i>Operating</i>	<u>175,299</u>	<u>323,926</u>	<u>318,079</u>	<u>272,093</u>
<b>Total Expenditures</b>	<u>1,504,735</u>	<u>1,702,365</u>	<u>1,604,544</u>	<u>1,651,393</u>
<b>Total Human Resources</b>	<u>-1,504,735</u>	<u>-1,702,365</u>	<u>-1,604,544</u>	<u>-1,651,393</u>

**CITY OF CHARLESTON**  
**2022 DRAFT GENERAL FUND EXPENDITURE BUDGET**

As of: 12/31/2021

Division/Object	2020 Prior YR Actuals	2021 Approved Budget	2021 Amended Budget	2022 Draft Budget
<b>151000 - Safety Management</b>				
51100 Salaries, Full-Time Employees	225,961	230,771	230,771	227,240
51145 Overtime	181	0	0	0
<i>Personnel Services</i>	226,142	230,771	230,771	227,240
51200 Healthcare	43,926	45,921	45,921	47,394
51205 Emp Healthcare Contributions	-8,245	-7,603	-7,603	-7,681
51215 Employee Life Insurance	310	235	235	232
51220 Disability Insurance	941	884	884	870
51225 Social Security	17,314	17,654	17,654	17,384
51230 SC Regular Retirement	36,296	38,216	38,216	38,767
51245 Unemployment Compensation	212	104	104	102
51250 Worker's Compensation	-71	0	0	0
51275 Employee Wellness Program	60	0	0	0
<i>Fringe Benefits</i>	90,743	95,411	95,411	97,068
52000 Supplies, Office	0	500	547	500
52002 Postage	27	50	50	50
52008 Uniforms & Protective Clothing	31,044	38,750	38,750	38,750
52014 Supplies, Cleaning & Janitoria	189	0	0	0
52062 Supplies, Safety	19,286	28,000	23,805	28,000
52206 Services, Prof & Contr	23,401	27,200	27,200	27,200
52210 Background Checks & Drug Tests	8,905	15,000	15,000	15,000
52300 Employee Travel & Training	650	1,200	1,200	1,200
52944 Memberships, Dues & Pubs	425	425	425	425
53158 Employee Recognition	978	5,000	5,000	5,000
<i>Operating</i>	84,905	116,125	111,977	116,125
<b>Total Expenditures</b>	401,790	442,307	438,159	440,433
<b>Total Safety Management</b>	-401,790	-442,307	-438,159	-440,433

**CITY OF CHARLESTON**  
**2022 DRAFT GENERAL FUND EXPENDITURE BUDGET**

As of: 12/31/2021

Division/Object	2020 Prior YR Actuals	2021 Approved Budget	2021 Amended Budget	2022 Draft Budget
<b>153000 - Youth Programs</b>				
51100 Salaries, Full-Time Employees	47,429	47,113	47,113	47,113
51125 Salaries, Seasonal Employees	40,393	75,675	75,675	72,960
51130 Salaries, Interns	0	2,530	2,530	2,530
51145 Overtime	1,161	0	0	0
<i>Personnel Services</i>	<u>88,983</u>	<u>125,318</u>	<u>125,318</u>	<u>122,603</u>
51200 Healthcare	10,982	11,480	11,480	11,848
51205 Emp Healthcare Contributions	-2,061	-1,901	-1,901	-1,920
51215 Employee Life Insurance	78	48	48	48
51220 Disability Insurance	235	180	180	180
51225 Social Security	6,710	9,614	9,614	9,379
51230 SC Regular Retirement	7,561	7,802	7,802	8,037
51245 Unemployment Compensation	53	57	57	55
<i>Fringe Benefits</i>	<u>23,558</u>	<u>27,280</u>	<u>27,280</u>	<u>27,627</u>
52000 Supplies, Office	0	500	500	500
52040 Supplies, Hospitality	25	700	700	700
52940 Contingencies	0	750	750	750
52944 Memberships, Dues & Pubs	658	800	800	800
53155 Employee Parking	1,500	3,600	3,600	3,600
54033 Community Education	3,753	3,500	3,500	3,500
<i>Operating</i>	<u>5,936</u>	<u>9,850</u>	<u>9,850</u>	<u>9,850</u>
<b>Total Expenditures</b>	<u>118,477</u>	<u>162,448</u>	<u>162,448</u>	<u>160,080</u>
<b>Total Youth Programs</b>	<u>-118,477</u>	<u>-162,448</u>	<u>-162,448</u>	<u>-160,080</u>

**CITY OF CHARLESTON**  
**2022 DRAFT GENERAL FUND EXPENDITURE BUDGET**

As of: 12/31/2021

Division/Object	2020 Prior YR Actuals	2021 Approved Budget	2021 Amended Budget	2022 Draft Budget
<b>161000 - Information Systems</b>				
51100 Salaries, Full-Time Employees	1,244,941	1,493,498	1,308,498	1,505,077
51105 Salaries, Part-Time Employees	14,371	0	0	0
51130 Salaries, Interns	0	4,080	4,080	4,080
51145 Overtime	1,328	0	0	0
<i>Personnel Services</i>	<u>1,260,640</u>	<u>1,497,578</u>	<u>1,312,578</u>	<u>1,509,157</u>
51200 Healthcare	214,141	275,523	275,523	284,364
51205 Emp Healthcare Contributions	-40,193	-45,620	-45,620	-46,089
51215 Employee Life Insurance	1,512	1,523	1,523	1,535
51220 Disability Insurance	4,589	5,720	5,720	5,764
51225 Social Security	92,796	114,565	114,565	115,451
51230 SC Regular Retirement	195,993	247,323	247,323	256,766
51245 Unemployment Compensation	1,032	674	674	679
51275 Employee Wellness Program	987	0	0	0
<i>Fringe Benefits</i>	<u>470,857</u>	<u>599,708</u>	<u>599,708</u>	<u>618,470</u>
52000 Supplies, Office	1,761	4,000	4,000	4,000
52002 Postage	139	500	500	100
52016 Supplies, Printing & Copying	264	1,000	1,000	1,000
52036 Supplies, Specialized Dept	22,675	20,000	20,000	20,000
52058 Non-Capital Software	44,335	15,000	16,200	15,000
52125 Telephone	226,870	225,963	225,963	225,963
52206 Services, Prof & Contr	2,301,138	3,758,881	3,740,791	3,434,014
52300 Employee Travel & Training	1,286	0	0	0
52305 Professional Certifications	165	0	0	0
52505 Leases, Vendor	2,706	5,000	5,000	5,000
52725 Furniture, Non-Capital	218	0	0	0
52740 Equipment, Non-Cap Computer	264,375	35,000	42,271	76,184
52940 Contingencies	0	3,750	3,750	3,750
52944 Memberships, Dues & Pubs	130	0	0	0
53155 Employee Parking	33,625	36,000	36,000	36,000
<i>Operating</i>	<u>2,899,687</u>	<u>4,105,094</u>	<u>4,095,475</u>	<u>3,821,011</u>
58012 Capitalized Software	117,426	10,000	10,000	0
58020 Equipment, Capital Computer	180,470	65,802	65,802	75,000
<i>Capital Outlay</i>	<u>297,896</u>	<u>75,802</u>	<u>75,802</u>	<u>75,000</u>
<b>Total Expenditures</b>	<u>4,929,080</u>	<u>6,278,182</u>	<u>6,083,563</u>	<u>6,023,638</u>
<b>Total Information Systems</b>	<u>-4,929,080</u>	<u>-6,278,182</u>	<u>-6,083,563</u>	<u>-6,023,638</u>



**CITY OF CHARLESTON**  
**2022 DRAFT GENERAL FUND EXPENDITURE BUDGET**

As of: 12/31/2021

Division/Object	2020 Prior YR Actuals	2021 Approved Budget	2021 Amended Budget	2022 Draft Budget
<b>162000 - GIS</b>				
51100 Salaries, Full-Time Employees	399,974	402,224	371,724	391,859
<i>Personnel Services</i>	399,974	402,224	371,724	391,859
51200 Healthcare	54,908	68,881	68,881	71,091
51205 Emp Healthcare Contributions	-10,306	-11,405	-11,405	-11,522
51215 Employee Life Insurance	388	410	410	400
51220 Disability Insurance	1,177	1,541	1,541	1,501
51225 Social Security	29,588	30,770	30,770	29,977
51230 SC Regular Retirement	62,236	66,608	66,608	66,851
51245 Unemployment Compensation	265	181	181	176
51275 Employee Wellness Program	160	0	0	0
<i>Fringe Benefits</i>	138,416	156,986	156,986	158,474
52000 Supplies, Office	1,138	2,500	2,500	2,500
52036 Supplies, Specialized Dept	1,591	5,000	5,000	5,000
52058 Non-Capital Software	999	240	240	240
52206 Services, Prof & Contr	216,609	260,151	260,151	276,496
52300 Employee Travel & Training	4,932	0	0	0
52305 Professional Certifications	2,854	3,745	3,745	3,745
52944 Memberships, Dues & Pubs	783	1,242	1,242	1,274
53155 Employee Parking	4,312	9,000	9,000	9,000
<i>Operating</i>	233,218	281,878	281,878	298,255
<b>Total Expenditures</b>	771,608	841,088	810,588	848,588
<b>Total GIS</b>	-771,608	-841,088	-810,588	-848,588

**CITY OF CHARLESTON**  
**2022 DRAFT GENERAL FUND EXPENDITURE BUDGET**

As of: 12/31/2021

Division/Object	2020 Prior YR Actuals	2021 Approved Budget	2021 Amended Budget	2022 Draft Budget
<b>163000 - Telecommunications</b>				
51100 Salaries, Full-Time Employees	144,550	195,390	146,890	183,532
51145 Overtime	204	0	0	0
<i>Personnel Services</i>	144,754	195,390	146,890	183,532
51200 Healthcare	27,454	45,921	45,921	47,394
51205 Emp Healthcare Contributions	-5,153	-7,603	-7,603	-7,681
51215 Employee Life Insurance	194	199	199	187
51220 Disability Insurance	588	748	748	703
51225 Social Security	10,695	14,947	14,947	14,040
51230 SC Regular Retirement	22,480	32,357	32,357	31,311
51245 Unemployment Compensation	132	88	88	83
51275 Employee Wellness Program	19	0	0	0
<i>Fringe Benefits</i>	56,409	86,657	86,657	86,037
52036 Supplies, Specialized Dept	38	3,000	3,000	3,000
52125 Telephone	406,386	339,360	339,360	350,000
52128 Public Pay Telephones	921	1,500	1,500	1,500
52135 Mobile Phones	383,745	471,415	471,415	359,200
52206 Services, Prof & Contr	0	5,000	5,000	5,000
52300 Employee Travel & Training	4,266	0	0	0
52720 Equipment, Non-Capital Telecom	25,929	15,000	15,000	15,000
53155 Employee Parking	2,625	4,500	4,500	4,500
<i>Operating</i>	823,910	839,775	839,775	738,200
<b>Total Expenditures</b>	1,025,073	1,121,822	1,073,322	1,007,769
<b>Total Telecommunications</b>	-1,025,073	-1,121,822	-1,073,322	-1,007,769

**CITY OF CHARLESTON**  
**2022 DRAFT GENERAL FUND EXPENDITURE BUDGET**

As of: 12/31/2021

Division/Object	2020 Prior YR Actuals	2021 Approved Budget	2021 Amended Budget	2022 Draft Budget
<b>170000 - Electrical</b>				
51100 Salaries, Full-Time Employees	458,582	580,474	452,474	579,704
51145 Overtime	7,356	16,180	16,180	16,180
<i>Personnel Services</i>	465,938	596,654	468,654	595,884
51200 Healthcare	104,325	137,762	137,762	142,182
51205 Emp Healthcare Contributions	-19,581	-22,810	-22,810	-23,044
51215 Employee Life Insurance	737	641	641	608
51220 Disability Insurance	2,236	2,409	2,409	2,282
51225 Social Security	33,755	48,112	48,112	45,585
51230 SC Regular Retirement	72,500	104,149	104,149	101,658
51245 Unemployment Compensation	503	283	283	268
51275 Employee Wellness Program	20	0	0	0
<i>Fringe Benefits</i>	194,495	270,546	270,546	269,539
52006 Small Hand Tools	2,869	6,500	6,500	6,500
52018 Supplies, Medical & Laboratory	6	0	0	0
52036 Supplies, Specialized Dept	10,772	40,000	22,150	22,150
52044 Supplies, Electrical & Plumbin	81,589	93,500	85,500	85,500
52100 Water	157	168	168	168
52110 Electricity	319	400	400	400
52115 Street Lights(Electricity)	3,626,558	3,550,000	3,550,000	3,550,000
52120 Heating & Fuel Oil	14,907	17,000	17,000	17,000
52305 Professional Certifications	1,100	3,890	3,890	800
52410 Maintenance, General	40,127	100,000	100,000	100,000
52500 Leases, Equipment	1,307	0	0	0
52920 Special Events	0	1,100	1,100	1,100
<i>Operating</i>	3,779,711	3,812,558	3,786,708	3,783,618
<b>Total Expenditures</b>	4,440,144	4,679,758	4,525,908	4,649,041
<b>Total Electrical</b>	-4,440,144	-4,679,758	-4,525,908	-4,649,041

**CITY OF CHARLESTON**  
**2022 DRAFT GENERAL FUND EXPENDITURE BUDGET**

As of: 12/31/2021

Division/Object	2020 Prior YR Actuals	2021 Approved Budget	2021 Amended Budget	2022 Draft Budget
<b>170100 - Facilities Maintenance</b>				
51100 Salaries, Full-Time Employees	608,959	769,532	648,532	769,531
51145 Overtime	13,601	8,634	8,634	8,634
<i>Personnel Services</i>	622,560	778,166	657,166	778,165
51200 Healthcare	131,779	183,682	183,682	189,576
51205 Emp Healthcare Contributions	-24,734	-30,413	-30,413	-30,726
51215 Employee Life Insurance	931	811	811	794
51220 Disability Insurance	2,824	3,046	3,046	2,980
51225 Social Security	45,246	60,847	60,847	59,530
51230 SC Regular Retirement	96,753	131,715	131,715	132,755
51245 Unemployment Compensation	635	358	358	350
51275 Employee Wellness Program	315	0	0	0
<i>Fringe Benefits</i>	253,749	350,046	350,046	355,259
52004 Tickets, Licenses & Permits	226	225	225	225
52006 Small Hand Tools	2,140	3,000	3,000	3,000
52008 Uniforms & Protective Clothing	75	0	0	0
52014 Supplies, Cleaning & Janitoria	17,283	17,500	17,500	17,500
52044 Supplies, Electrical & Plumbin	906	0	0	0
52052 Supplies, Painting & Marking	7,162	16,000	8,000	8,000
52100 Water	13,876	16,235	16,235	16,235
52110 Electricity	2,115	2,500	2,500	2,500
52115 Street Lights(Electricity)	1,058	1,200	1,200	1,200
52206 Services, Prof & Contr	244,489	282,577	282,577	349,604
52300 Employee Travel & Training	0	510	510	0
52305 Professional Certifications	0	1,200	1,200	0
52410 Maintenance, General	780,314	1,113,000	1,100,783	1,969,074
52412 Maintenance, Dock	4,298	110,000	110,000	110,000
52413 Maintenance, Fountains	24,055	57,000	57,000	57,000
52500 Leases, Equipment	10,530	0	0	0
52700 Equipment, Non-Capital	3,778	0	0	0
52725 Furniture, Non-Capital	25,340	0	0	0
53154 CARTA Passes	1,584	2,376	2,376	2,376
53155 Employee Parking	3,000	4,500	4,500	4,500
<i>Operating</i>	1,142,229	1,627,823	1,607,606	2,541,214
<b>Total Expenditures</b>	2,018,538	2,756,035	2,614,818	3,674,638
<b>Total Facilities Maintenance</b>	-2,018,538	-2,756,035	-2,614,818	-3,674,638

**CITY OF CHARLESTON**  
**2022 DRAFT GENERAL FUND EXPENDITURE BUDGET**

As of: 12/31/2021

Division/Object	2020 Prior YR Actuals	2021 Approved Budget	2021 Amended Budget	2022 Draft Budget
<b>171000 - City Hall</b>				
52014 Supplies, Cleaning & Janitoria	6,357	8,500	8,500	8,500
52016 Supplies, Printing & Copying	1,574	2,600	2,600	2,600
52100 Water	15,052	8,900	8,900	8,900
52110 Electricity	29,554	28,000	28,000	28,000
52206 Services, Prof & Contr	84,948	103,943	103,943	105,678
52410 Maintenance, General	312	0	0	0
52505 Leases, Vendor	9,903	16,000	16,000	16,000
<i>Operating</i>	<u>147,700</u>	<u>167,943</u>	<u>167,943</u>	<u>169,678</u>
<b>Total Expenditures</b>	<u>147,700</u>	<u>167,943</u>	<u>167,943</u>	<u>169,678</u>
<b>Total City Hall</b>	<u>-147,700</u>	<u>-167,943</u>	<u>-167,943</u>	<u>-169,678</u>

**CITY OF CHARLESTON**  
**2022 DRAFT GENERAL FUND EXPENDITURE BUDGET**

As of: 12/31/2021

Division/Object	2020 Prior YR Actuals	2021 Approved Budget	2021 Amended Budget	2022 Draft Budget
<b>171100 - Mailroom</b>				
51100 Salaries, Full-Time Employees	32,779	32,528	32,528	32,528
51145 Overtime	741	0	0	0
<i>Personnel Services</i>	33,520	32,528	32,528	32,528
51200 Healthcare	10,982	11,480	11,480	11,848
51205 Emp Healthcare Contributions	-2,061	-1,901	-1,901	-1,920
51215 Employee Life Insurance	78	34	34	33
51220 Disability Insurance	235	129	129	125
51225 Social Security	2,108	2,569	2,569	2,488
51230 SC Regular Retirement	5,216	5,562	5,562	5,549
51245 Unemployment Compensation	53	15	15	15
<i>Fringe Benefits</i>	16,611	17,888	17,888	18,138
52002 Postage	240	260	260	260
52016 Supplies, Printing & Copying	970	1,500	1,500	1,500
52206 Services, Prof & Contr	2,774	0	0	0
52500 Leases, Equipment	4,531	6,000	6,000	4,560
52505 Leases, Vendor	1,480	0	0	0
52510 Rents, Space Cost	466	500	500	500
53155 Employee Parking	1,500	3,000	3,000	3,000
<i>Operating</i>	11,961	11,260	11,260	9,820
<b>Total Expenditures</b>	62,092	61,676	61,676	60,486
<b>Total Mailroom</b>	-62,092	-61,676	-61,676	-60,486

**CITY OF CHARLESTON**  
**2022 DRAFT GENERAL FUND EXPENDITURE BUDGET**

As of: 12/31/2021

Division/Object	2020 Prior YR Actuals	2021 Approved Budget	2021 Amended Budget	2022 Draft Budget
<b>171300 - 116 Meeting Street</b>				
52014 Supplies, Cleaning & Janitoria	0	1,200	1,200	1,200
52016 Supplies, Printing & Copying	3,500	5,000	5,000	5,000
52100 Water	1,956	2,000	2,000	2,000
52110 Electricity	28,793	24,000	24,000	24,000
52206 Services, Prof & Contr	2,089	2,270	2,270	2,300
52505 Leases, Vendor	11,825	16,000	16,000	16,000
<i>Operating</i>	48,163	50,470	50,470	50,500
<b>Total Expenditures</b>	48,163	50,470	50,470	50,500
<b>Total 116 Meeting Street</b>	-48,163	-50,470	-50,470	-50,500

**CITY OF CHARLESTON**  
**2022 DRAFT GENERAL FUND EXPENDITURE BUDGET**

As of: 12/31/2021

Division/Object	2020 Prior YR Actuals	2021 Approved Budget	2021 Amended Budget	2022 Draft Budget
<b>171310 - Gaillard Complex</b>				
52004 Tickets, Licenses & Permits	400	1,000	1,000	1,000
52006 Small Hand Tools	1,551	2,500	2,500	2,500
52034 Gas, Oil & Lubricants	46	2,500	2,500	2,500
52100 Water	10,360	10,500	10,500	10,500
52110 Electricity	294,377	313,500	313,500	313,500
52206 Services, Prof & Contr	208,957	186,087	186,087	170,206
52410 Maintenance, General	103,692	80,000	80,000	80,000
52505 Leases, Vendor	5,991	10,000	10,000	10,000
52625 Insurance	28,974	29,597	29,597	27,956
52916 Taxes on City Owned Property	0	6,192	6,192	6,192
<i>Operating</i>	654,348	641,876	641,876	624,354
<b>Total Expenditures</b>	654,348	641,876	641,876	624,354
<b>Total Gaillard Complex</b>	-654,348	-641,876	-641,876	-624,354



**CITY OF CHARLESTON**  
**2022 DRAFT GENERAL FUND EXPENDITURE BUDGET**

As of: 12/31/2021

Division/Object	2020 Prior YR Actuals	2021 Approved Budget	2021 Amended Budget	2022 Draft Budget
<b>171500 - Gallery at Waterfront Park</b>				
52110 Electricity	12,211	15,000	15,000	15,000
52206 Services, Prof & Contr	5,768	7,691	7,691	7,691
52945 Fees, Assoc & Regime	44,388	44,388	44,388	186,648
<i>Operating</i>	<u>62,367</u>	<u>67,079</u>	<u>67,079</u>	<u>209,339</u>
<b>Total Expenditures</b>	<u>62,367</u>	<u>67,079</u>	<u>67,079</u>	<u>209,339</u>
<b>Total Gallery at Waterfront Park</b>	<u>-62,367</u>	<u>-67,079</u>	<u>-67,079</u>	<u>-209,339</u>

**CITY OF CHARLESTON**  
**2022 DRAFT GENERAL FUND EXPENDITURE BUDGET**

As of: 12/31/2021

Division/Object	2020 Prior YR Actuals	2021 Approved Budget	2021 Amended Budget	2022 Draft Budget
<b>171550 - Visitor Center Building</b>				
52100 Water	13,529	20,000	20,000	20,000
52110 Electricity	76,775	80,000	80,000	80,000
52120 Heating & Fuel Oil	1,394	1,000	1,000	5,000
52206 Services, Prof & Contr	23,737	43,987	43,987	45,443
52410 Maintenance, General	122	30,000	30,000	30,000
52625 Insurance	11,308	0	0	0
52916 Taxes on City Owned Property	1,514	0	0	0
53155 Employee Parking	125	0	0	0
<i>Operating</i>	128,504	174,987	174,987	180,443
58240 Capital Construction Services	2,698,502	0	0	0
<i>Capital Outlay</i>	2,698,502	0	0	0
<b>Total Expenditures</b>	2,827,006	174,987	174,987	180,443
<b>Total Visitor Center Building</b>	-2,827,006	-174,987	-174,987	-180,443

**CITY OF CHARLESTON**  
**2022 DRAFT GENERAL FUND EXPENDITURE BUDGET**

As of: 12/31/2021

Division/Object	2020 Prior YR Actuals	2021 Approved Budget	2021 Amended Budget	2022 Draft Budget
<b>171600 - Lockwood Municipal Building</b>				
52100 Water	4,949	10,000	10,000	10,000
52110 Electricity	99,194	100,000	100,000	100,000
52120 Heating & Fuel Oil	8,302	12,750	12,750	12,750
52206 Services, Prof & Contr	73,203	75,138	75,138	76,068
<i>Operating</i>	185,648	197,888	197,888	198,818
<b>Total Expenditures</b>	185,648	197,888	197,888	198,818
<b>Total Lockwood Municipal Building</b>	-185,648	-197,888	-197,888	-198,818

**CITY OF CHARLESTON**  
**2022 DRAFT GENERAL FUND EXPENDITURE BUDGET**

As of: 12/31/2021

Division/Object	2020 Prior YR Actuals	2021 Approved Budget	2021 Amended Budget	2022 Draft Budget
<b>171700 - 50 Broad Street</b>				
52100 Water	784	1,500	1,500	1,500
52110 Electricity	5,725	9,000	9,000	9,000
52206 Services, Prof & Contr	7,843	8,000	8,000	8,000
<i>Operating</i>	<u>14,352</u>	<u>18,500</u>	<u>18,500</u>	<u>18,500</u>
<b>Total Expenditures</b>	<u>14,352</u>	<u>18,500</u>	<u>18,500</u>	<u>18,500</u>
<b>Total 50 Broad Street</b>	<u>-14,352</u>	<u>-18,500</u>	<u>-18,500</u>	<u>-18,500</u>

**CITY OF CHARLESTON**  
**2022 DRAFT GENERAL FUND EXPENDITURE BUDGET**

As of: 12/31/2021

Division/Object	2020 Prior YR Actuals	2021 Approved Budget	2021 Amended Budget	2022 Draft Budget
<b>181000 - Employee Benefits</b>				
51200 Healthcare	2,045,911	1,676,100	1,676,100	1,575,849
51205 Emp Healthcare Contributions	-821,086	-947,009	-947,009	-880,921
51215 Employee Life Insurance	-5	0	0	0
51220 Disability Insurance	-2	0	0	0
51245 Unemployment Compensation	10,253	0	0	0
51250 Worker's Compensation	2,407,801	3,047,785	3,047,785	3,316,567
51275 Employee Wellness Program	8,023	0	0	0
51295 Contributions, OPEB	1,000,000	1,000,000	1,000,000	1,000,000
<i>Fringe Benefits</i>	<u>4,650,895</u>	<u>4,776,876</u>	<u>4,776,876</u>	<u>5,011,495</u>
52000 Supplies, Office	2,126	0	0	0
52206 Services, Prof & Contr	9,133	0	0	0
<i>Operating</i>	<u>11,259</u>	<u>0</u>	<u>0</u>	<u>0</u>
<b>Total Expenditures</b>	<u>4,662,154</u>	<u>4,776,876</u>	<u>4,776,876</u>	<u>5,011,495</u>
<b>Total Employee Benefits</b>	<u>-4,662,154</u>	<u>-4,776,876</u>	<u>-4,776,876</u>	<u>-5,011,495</u>

**CITY OF CHARLESTON**  
**2022 DRAFT GENERAL FUND EXPENDITURE BUDGET**

As of: 12/31/2021

Division/Object	2020 Prior YR Actuals	2021 Approved Budget	2021 Amended Budget	2022 Draft Budget
<b>182000 - General Insurance</b>				
52600 Insurance, Autos & Trucks	1,046,669	1,100,414	1,100,414	1,203,101
52610 Insurance, Prop Dam & Cont	1,090,713	1,236,542	1,236,542	1,278,484
52615 Insurance, Sur Bonds & Burg	20,025	20,501	20,501	20,501
52620 Insurance, Tort	1,071,865	1,524,443	1,524,443	1,924,870
52625 Insurance	0	20,645	20,645	20,085
52635 Insurance, Aircraft	5,890	5,890	5,890	5,576
<i>Operating</i>	<u>3,235,162</u>	<u>3,908,435</u>	<u>3,908,435</u>	<u>4,452,617</u>
<b>Total Expenditures</b>	<u>3,235,162</u>	<u>3,908,435</u>	<u>3,908,435</u>	<u>4,452,617</u>
<b>Total General Insurance</b>	<u>-3,235,162</u>	<u>-3,908,435</u>	<u>-3,908,435</u>	<u>-4,452,617</u>

**CITY OF CHARLESTON**  
**2022 DRAFT GENERAL FUND EXPENDITURE BUDGET**

As of: 12/31/2021

Division/Object	2020 Prior YR Actuals	2021 Approved Budget	2021 Amended Budget	2022 Draft Budget
<b>200000 - Police</b>				
90026 Transfer out Justice Dept	15,365	0	0	0
90031 Transfer out Capital Imp Fund	14,726	0	0	0
90036 Transfer out Special Revenue	114,702	0	7,974	0
<i>Transfers Out</i>	144,793	0	7,974	0
<b>Total Transfer Out</b>	144,793	0	7,974	0
51100 Salaries, Full-Time Employees	4,555,237	4,908,483	4,441,483	4,960,833
51105 Salaries, Part-Time Employees	20,163	22,557	9,057	22,557
51120 Salaries, Sworn Employees	25,230,093	27,589,630	26,509,630	27,629,666
51125 Salaries, Seasonal Employees	4,325	0	0	0
51145 Overtime	1,944,190	806,700	806,700	1,000,000
51160 Provisions for Step Increases	0	299,334	299,334	341,989
51165 Provision for Educ Incentive	0	20,000	20,000	20,000
<i>Personnel Services</i>	31,754,008	33,646,704	32,086,204	33,975,045
51200 Healthcare	5,313,755	6,337,037	6,337,037	6,540,302
51205 Emp Healthcare Contributions	-999,677	-1,049,259	-1,049,259	-1,060,036
51215 Employee Life Insurance	37,459	34,168	34,168	34,065
51220 Disability Insurance	113,849	128,298	128,298	127,911
51225 Social Security	2,340,061	2,588,761	2,588,761	2,584,303
51230 SC Regular Retirement	672,720	816,580	816,580	850,166
51235 SC Police Retirement	5,004,333	5,562,085	5,562,085	5,684,796
51245 Unemployment Compensation	25,621	15,228	15,228	15,183
51275 Employee Wellness Program	13,438	0	0	0
<i>Fringe Benefits</i>	12,521,559	14,432,898	14,432,898	14,776,690
52000 Supplies, Office	62,603	55,000	55,000	55,000
52002 Postage	7,759	6,000	6,000	6,000
52004 Tickets, Licenses & Permits	918	2,626	2,626	2,626
52008 Uniforms & Protective Clothing	409,743	305,000	305,000	305,000
52014 Supplies, Cleaning & Janitoria	10,739	7,500	7,500	7,500
52016 Supplies, Printing & Copying	36,191	35,000	35,000	35,000
52018 Supplies, Medical & Laboratory	30,148	30,000	30,000	30,000
52020 Signs	9,212	1,500	1,500	1,500
52023 Supplies, New Car	211,693	285,000	427,962	280,000
52030 Supplies, Photographic	9,724	10,000	10,000	10,000
52032 Tires & Tubes	145,672	143,100	143,100	143,100
52034 Gas, Oil & Lubricants	759,838	1,299,970	1,299,970	1,524,131
52036 Supplies, Specialized Dept	388,779	685,692	660,692	495,920
52052 Supplies, Painting & Marking	0	2,000	0	2,000
52054 Supplies, Const Materials	0	3,000	0	3,000
52055 Supplies, Radio	25,650	75,000	55,000	55,000
52068 Test Materials	2,510	5,000	5,000	5,000
52100 Water	17,235	23,800	23,800	23,800
52110 Electricity	168,760	286,485	286,485	200,000
52120 Heating & Fuel Oil	4,312	4,000	4,000	36,500
52125 Telephone	6,659	8,350	8,350	8,350
52200 Bank Service Charges	126	300	300	300
52206 Services, Prof & Contr	690,328	479,985	521,520	505,779
52210 Background Checks & Drug Tests	154,171	120,000	120,000	120,000
52222 Services, Printing	2,021	5,000	5,000	5,000
52236 Advertising	717	1,500	1,500	1,500
52300 Employee Travel & Training	124,710	65,000	65,000	65,000
52302 Travel & Training	656	0	0	0
52305 Professional Certifications	416	0	0	0
52310 Transportation Allowance	29	0	0	0
52405 Repairs, Equipment	1,604	3,000	3,000	3,000
52410 Maintenance, General	40,232	42,750	42,750	42,750
52415 Repairs, Vehicle	578,536	470,000	470,000	470,000
52500 Leases, Equipment	9,227	0	0	0
52505 Leases, Vendor	26,572	30,000	30,000	30,000
52510 Rents, Space Cost	960,374	948,048	948,048	1,005,275

**CITY OF CHARLESTON**  
**2022 DRAFT GENERAL FUND EXPENDITURE BUDGET**

As of: 12/31/2021

Division/Object	2020	2021	2021	2022
	Prior YR Actuals	Approved Budget	Amended Budget	Draft Budget
52625 Insurance	0	600	600	600
52700 Equipment, Non-Capital	7,192	0	5,000	0
52725 Furniture, Non-Capital	8,453	10,000	10,000	10,000
52730 Weapons	18,630	20,000	20,000	20,000
52740 Equipment, Non-Cap Computer	51,269	30,000	23,465	30,000
52920 Special Events	10,287	5,000	5,000	5,000
52921 Prevention Programs	691	0	0	0
52942 Investigation Expenses	9,150	15,000	15,000	15,000
52944 Memberships, Dues & Pubs	19,241	21,300	21,300	28,930
52948 Care of Animals	16,559	16,400	16,400	16,400
52950 Grant Match	0	120,733	115,537	138,825
53155 Employee Parking	2,080	0	0	0
53157 Awards	3,988	2,500	2,500	2,500
53160 Vacation Pay	11,940	0	0	0
<b>Operating</b>	<b>5,057,344</b>	<b>5,681,139</b>	<b>5,808,905</b>	<b>5,745,286</b>
58015 Equipment, Machines	229,284	205,000	19,260	40,000
<b>Capital Outlay</b>	<b>229,284</b>	<b>205,000</b>	<b>19,260</b>	<b>40,000</b>
<b>Total Expenditures</b>	<b>49,562,195</b>	<b>53,965,741</b>	<b>52,347,267</b>	<b>54,537,021</b>
<b>Total Police</b>	<b>-49,706,988</b>	<b>-53,965,741</b>	<b>-52,355,241</b>	<b>-54,537,021</b>



**CITY OF CHARLESTON**  
**2022 DRAFT GENERAL FUND EXPENDITURE BUDGET**

As of: 12/31/2021

Division/Object	2020 Prior YR Actuals	2021 Approved Budget	2021 Amended Budget	2022 Draft Budget
<b>203000 - Police Radio Shop</b>				
51100 Salaries, Full-Time Employees	262,790	258,253	258,253	258,253
51145 Overtime	71	0	0	5,000
<i>Personnel Services</i>	<u>262,861</u>	<u>258,253</u>	<u>258,253</u>	<u>263,253</u>
51200 Healthcare	54,908	57,401	57,401	59,242
51205 Emp Healthcare Contributions	-10,306	-9,504	-9,504	-9,602
51215 Employee Life Insurance	388	274	274	263
51220 Disability Insurance	1,177	1,027	1,027	989
51225 Social Security	19,142	20,521	20,521	19,756
51230 SC Regular Retirement	40,901	44,423	44,423	44,058
51245 Unemployment Compensation	265	121	121	116
51275 Employee Wellness Program	175	0	0	0
<i>Fringe Benefits</i>	<u>106,650</u>	<u>114,263</u>	<u>114,263</u>	<u>114,822</u>
52008 Uniforms & Protective Clothing	100	0	0	0
52055 Supplies, Radio	100	33,000	33,000	33,000
52203 Fees, Radio Usage	678,300	675,336	675,336	680,808
52206 Services, Prof & Contr	0	1,150	1,150	1,150
<i>Operating</i>	<u>678,500</u>	<u>709,486</u>	<u>709,486</u>	<u>714,958</u>
<b>Total Expenditures</b>	<u>1,048,011</u>	<u>1,082,002</u>	<u>1,082,002</u>	<u>1,093,033</u>
<b>Total Police Radio Shop</b>	<u>-1,048,011</u>	<u>-1,082,002</u>	<u>-1,082,002</u>	<u>-1,093,033</u>

**CITY OF CHARLESTON**  
**2022 DRAFT GENERAL FUND EXPENDITURE BUDGET**

As of: 12/31/2021

Division/Object	2020 Prior YR Actuals	2021 Approved Budget	2021 Amended Budget	2022 Draft Budget
<b>206000 - Community Outreach</b>				
90014 Transfer out Cultural Festival	0	1,500	1,500	1,500
<i>Transfers Out</i>	0	1,500	1,500	1,500
<b>Total Transfer Out</b>	0	1,500	1,500	1,500
52000 Supplies, Office	2,683	0	0	0
52002 Postage	99	0	0	0
52206 Services, Prof & Contr	850	0	0	0
52222 Services, Printing	0	1,000	1,000	1,000
52920 Special Events	1,860	0	0	0
52921 Prevention Programs	12,538	26,560	26,560	26,560
54033 Community Education	6,941	7,250	7,250	7,250
54144 Coastal Crisis Chaplaincy	0	900	900	900
54155 Community Outreach	0	250	250	250
54159 Project Unity	0	3,500	3,500	3,500
54213 Police Explorers	1,384	3,000	3,000	3,000
<i>Operating</i>	26,355	42,460	42,460	42,460
<b>Total Expenditures</b>	26,355	42,460	42,460	42,460
<b>Total Community Outreach</b>	-26,355	-43,960	-43,960	-43,960

**CITY OF CHARLESTON**  
**2022 DRAFT GENERAL FUND EXPENDITURE BUDGET**

As of: 12/31/2021

Division/Object	2020 Prior YR Actuals	2021 Approved Budget	2021 Amended Budget	2022 Draft Budget
<b>207000 - Victims Assistance Program</b>				
51100 Salaries, Full-Time Employees	124,224	130,839	130,839	132,951
51145 Overtime	903	0	0	1,500
<i>Personnel Services</i>	<u>125,127</u>	<u>130,839</u>	<u>130,839</u>	<u>134,451</u>
51200 Healthcare	32,945	34,440	34,440	35,545
51205 Emp Healthcare Contributions	-6,184	-5,702	-5,702	-5,761
51215 Employee Life Insurance	233	135	135	133
51220 Disability Insurance	706	507	507	501
51225 Social Security	8,550	10,124	10,124	10,009
51230 SC Regular Retirement	19,423	21,915	21,915	22,321
51245 Unemployment Compensation	159	60	60	59
<i>Fringe Benefits</i>	<u>55,832</u>	<u>61,479</u>	<u>61,479</u>	<u>62,807</u>
52000 Supplies, Office	1,225	0	0	0
52002 Postage	0	200	200	200
52016 Supplies, Printing & Copying	0	800	800	800
52034 Gas, Oil & Lubricants	0	2,000	2,000	2,000
52125 Telephone	3,614	2,500	2,500	2,500
52206 Services, Prof & Contr	20,000	20,000	20,000	20,000
52222 Services, Printing	0	1,000	1,000	1,000
52300 Employee Travel & Training	700	4,000	4,000	4,000
52415 Repairs, Vehicle	9,708	1,750	1,750	1,750
52920 Special Events	159	500	500	500
52944 Memberships, Dues & Pubs	0	3,000	3,000	3,000
<i>Operating</i>	<u>35,406</u>	<u>35,750</u>	<u>35,750</u>	<u>35,750</u>
<b>Total Expenditures</b>	<u>216,365</u>	<u>228,068</u>	<u>228,068</u>	<u>233,008</u>
<b>Total Victims Assistance Program</b>	<u>-216,365</u>	<u>-228,068</u>	<u>-228,068</u>	<u>-233,008</u>

**CITY OF CHARLESTON**  
**2022 DRAFT GENERAL FUND EXPENDITURE BUDGET**

As of: 12/31/2021

Division/Object	2020 Prior YR Actuals	2021 Approved Budget	2021 Amended Budget	2022 Draft Budget
<b>210000 - Fire</b>				
90036 Transfer out Special Revenue	60,474	0	0	0
<i>Transfers Out</i>	60,474	0	0	0
<b>Total Transfer Out</b>	60,474	0	0	0
51100 Salaries, Full-Time Employees	449,544	514,946	514,946	519,953
51110 Salaries, Temporary Employees	473	0	0	0
51115 Salaries, Firefighters	19,874,334	22,351,232	20,697,347	21,928,330
51145 Overtime	1,880,777	1,727,010	1,727,010	2,839,069
51160 Provisions for Step Increases	0	423,091	423,091	311,470
<i>Personnel Services</i>	22,205,128	25,016,279	23,362,394	25,598,822
51200 Healthcare	3,519,603	4,373,933	4,373,933	4,455,033
51205 Emp Healthcare Contributions	-660,611	-724,216	-724,216	-722,054
51215 Employee Life Insurance	24,858	25,203	25,203	24,659
51220 Disability Insurance	75,421	94,635	94,635	92,591
51225 Social Security	1,628,488	1,922,601	1,892,601	1,881,776
51230 SC Regular Retirement	71,594	85,275	85,275	88,704
51235 SC Police Retirement	3,973,468	4,736,330	4,666,330	4,753,082
51245 Unemployment Compensation	16,969	11,309	11,309	11,069
51275 Employee Wellness Program	9,053	0	0	0
<i>Fringe Benefits</i>	8,658,843	10,525,070	10,425,070	10,584,860
52000 Supplies, Office	8,739	18,100	18,100	18,100
52002 Postage	1,358	1,500	1,500	1,500
52006 Small Hand Tools	3,191	7,000	7,000	7,000
52008 Uniforms & Protective Clothing	373,126	475,939	415,939	475,939
52010 Supplies, Boarding & Lodging	77,039	13,500	13,500	13,500
52014 Supplies, Cleaning & Janitoria	54,057	47,680	47,680	47,680
52016 Supplies, Printing & Copying	12,837	14,950	14,950	14,950
52018 Supplies, Medical & Laboratory	57,118	9,750	38,750	43,500
52019 Supplies, OCS	262	0	0	0
52023 Supplies, New Car	17,641	35,000	52,000	35,000
52032 Tires & Tubes	71,141	61,500	71,500	61,500
52034 Gas, Oil & Lubricants	204,151	342,739	342,739	398,362
52036 Supplies, Specialized Dept	170,708	177,100	172,600	147,100
52055 Supplies, Radio	30,056	48,000	38,000	48,000
52062 Supplies, Safety	7,483	20,500	20,500	20,500
52063 Supplies, USAR	14,516	5,000	5,000	5,000
52064 Supplies, Haz Mat	24,024	28,000	28,000	28,000
52100 Water	103,425	96,540	96,540	105,500
52110 Electricity	167,643	162,481	162,481	168,000
52120 Heating & Fuel Oil	29,370	36,000	36,000	36,000
52206 Services, Prof & Contr	171,759	201,834	188,356	208,594
52210 Background Checks & Drug Tests	79,160	110,472	110,472	110,472
52211 Services, Counseling	24,449	21,493	21,493	22,305
52236 Advertising	421	1,000	1,000	1,000
52300 Employee Travel & Training	25,391	40,000	40,000	40,000
52302 Travel & Training	0	0	3,778	0
52305 Professional Certifications	9,415	12,500	12,500	12,500
52405 Repairs, Equipment	35,079	46,500	46,500	46,500
52410 Maintenance, General	76,125	100,000	100,000	100,000
52415 Repairs, Vehicle	236,742	185,000	185,000	185,000
52505 Leases, Vendor	3,031	5,975	5,975	5,975
52510 Rents, Space Cost	173,617	180,247	180,247	158,131
52700 Equipment, Non-Capital	6,854	0	0	0
52725 Furniture, Non-Capital	22,315	15,600	15,600	15,600
52908 Relocation Expenses	4,638	0	0	0
52920 Special Events	3,713	0	0	0
52944 Memberships, Dues & Pubs	11,048	2,190	9,190	2,190
52950 Grant Match	0	0	0	194,482
<i>Operating</i>	2,311,642	2,524,090	2,502,890	2,777,880

**CITY OF CHARLESTON**  
**2022 DRAFT GENERAL FUND EXPENDITURE BUDGET**

As of: 12/31/2021

<b>Division/Object</b>	<b>2020 Prior YR Actuals</b>	<b>2021 Approved Budget</b>	<b>2021 Amended Budget</b>	<b>2022 Draft Budget</b>
58005 Equipment, Furn & Fixtures	7,829	0	0	0
58010 Equipment, Automotive	200,000	200,000	183,000	0
58015 Equipment, Machines	71,690	42,000	0	42,000
<i>Capital Outlay</i>	<u>279,519</u>	<u>242,000</u>	<u>183,000</u>	<u>42,000</u>
<b>Total Expenditures</b>	<u>33,455,132</u>	<u>38,307,439</u>	<u>36,473,354</u>	<u>39,003,562</u>
<b>Total Fire</b>	<u>-33,515,606</u>	<u>-38,307,439</u>	<u>-36,473,354</u>	<u>-39,003,562</u>

**CITY OF CHARLESTON**  
**2022 DRAFT GENERAL FUND EXPENDITURE BUDGET**

As of: 12/31/2021

Division/Object	2020 Prior YR Actuals	2021 Approved Budget	2021 Amended Budget	2022 Draft Budget
<b>211000 - Fire Department - Training</b>				
51100 Salaries, Full-Time Employees	70,452	35,263	35,263	36,269
51112 Salaries, Fire Recruits	263,116	0	253,885	0
51115 Salaries, Firefighters	492,854	611,260	611,260	643,091
51145 Overtime	93,645	29,135	29,135	89,135
<i>Personnel Services</i>	<u>920,067</u>	<u>675,658</u>	<u>929,543</u>	<u>768,495</u>
51200 Healthcare	356,902	103,321	103,321	106,636
51205 Emp Healthcare Contributions	-66,989	-17,107	-17,107	-17,283
51215 Employee Life Insurance	2,521	704	704	723
51220 Disability Insurance	7,648	2,644	2,644	2,714
51225 Social Security	68,288	52,802	52,802	54,200
51230 SC Regular Retirement	5,166	5,840	5,840	6,187
51235 SC Police Retirement	161,064	126,014	126,014	132,697
51245 Unemployment Compensation	1,721	311	311	319
51275 Employee Wellness Program	200	0	0	0
<i>Fringe Benefits</i>	<u>536,521</u>	<u>274,529</u>	<u>274,529</u>	<u>286,193</u>
52000 Supplies, Office	1,209	2,000	2,000	2,000
52002 Postage	0	600	600	600
52006 Small Hand Tools	600	4,000	4,000	4,000
52008 Uniforms & Protective Clothing	40,716	472,000	509,000	469,000
52014 Supplies, Cleaning & Janitoria	22	0	0	0
52016 Supplies, Printing & Copying	995	1,300	1,300	1,300
52018 Supplies, Medical & Laboratory	921	8,000	1,500	8,000
52034 Gas,Oil & Lubricants	0	200	200	200
52036 Supplies, Specialized Dept	7,824	11,100	11,100	11,100
52055 Supplies, Radio	0	600	600	600
52056 Supplies, Miscellaneous	4,438	8,000	8,000	8,000
52110 Electricity	5,023	4,758	4,758	4,758
52120 Heating & Fuel Oil	0	500	500	500
52206 Services, Prof & Contr	7,420	30,400	30,400	30,400
52210 Background Checks & Drug Tests	12,922	21,030	21,030	21,030
52300 Employee Travel & Training	6,642	7,000	7,000	7,000
52305 Professional Certifications	1,366	0	0	0
52405 Repairs, Equipment	66	0	0	0
52410 Maintenance, General	8,229	10,500	10,500	10,500
52505 Leases, Vendor	1,750	4,000	4,000	4,000
52510 Rents, Space Cost	12,552	13,800	13,800	15,618
52700 Equipment, Non-Capital	0	8,000	0	8,000
52920 Special Events	1,253	0	0	0
52944 Memberships, Dues & Pubs	5,829	0	0	0
<i>Operating</i>	<u>119,777</u>	<u>607,788</u>	<u>630,288</u>	<u>606,606</u>
<b>Total Expenditures</b>	<u>1,576,365</u>	<u>1,557,975</u>	<u>1,834,360</u>	<u>1,661,294</u>
<b>Total Fire Department - Training</b>	<u>-1,576,365</u>	<u>-1,557,975</u>	<u>-1,834,360</u>	<u>-1,661,294</u>

**CITY OF CHARLESTON**  
**2022 DRAFT GENERAL FUND EXPENDITURE BUDGET**

As of: 12/31/2021

Division/Object	2020 Prior YR Actuals	2021 Approved Budget	2021 Amended Budget	2022 Draft Budget
<b>213000 - Fire Marshal's Office</b>				
51100 Salaries, Full-Time Employees	810,676	942,017	942,017	853,691
51110 Salaries, Temporary Employees	6,893	0	0	0
51115 Salaries, Firefighters	95,370	94,462	94,462	94,462
51145 Overtime	36,633	0	0	30,000
<i>Personnel Services</i>	949,572	1,036,479	1,036,479	978,153
51200 Healthcare	153,742	183,682	183,682	189,576
51205 Emp Healthcare Contributions	-28,857	-30,413	-30,413	-30,726
51215 Employee Life Insurance	1,086	1,031	1,031	967
51220 Disability Insurance	3,295	3,873	3,873	3,631
51225 Social Security	68,698	77,357	77,357	72,534
51230 SC Regular Retirement	9,329	0	0	0
51235 SC Police Retirement	161,749	194,556	194,556	187,165
51245 Unemployment Compensation	741	455	455	427
51275 Employee Wellness Program	423	0	0	0
<i>Fringe Benefits</i>	370,206	430,541	430,541	423,574
52000 Supplies, Office	2,582	2,000	2,000	2,000
52002 Postage	79	0	0	0
52006 Small Hand Tools	3,102	4,000	4,000	4,000
52008 Uniforms & Protective Clothing	13,573	2,000	12,000	2,000
52014 Supplies, Cleaning & Janitoria	249	0	0	0
52016 Supplies, Printing & Copying	724	750	750	750
52036 Supplies, Specialized Dept	14,384	10,000	10,000	10,000
52206 Services, Prof & Contr	1,232	3,000	0	3,000
52236 Advertising	10,067	9,300	9,300	9,300
52300 Employee Travel & Training	2,196	4,500	10,200	4,500
52305 Professional Certifications	2,464	4,800	4,800	4,800
52410 Maintenance, General	1,120	0	0	0
52700 Equipment, Non-Capital	45	0	0	0
52725 Furniture, Non-Capital	231	0	0	0
52944 Memberships, Dues & Pubs	2,882	3,095	3,095	4,895
53155 Employee Parking	15,500	16,315	16,315	15,000
<i>Operating</i>	70,430	59,760	72,460	60,245
<b>Total Expenditures</b>	1,390,208	1,526,780	1,539,480	1,461,972
<b>Total Fire Marshal's Office</b>	-1,390,208	-1,526,780	-1,539,480	-1,461,972

**CITY OF CHARLESTON**  
**2022 DRAFT GENERAL FUND EXPENDITURE BUDGET**

As of: 12/31/2021

Division/Object	2020 Prior YR Actuals	2021 Approved Budget	2021 Amended Budget	2022 Draft Budget
<b>220000 - Engineering</b>				
51100 Salaries, Full-Time Employees	286,493	497,194	383,694	521,842
51145 Overtime	16,719	0	0	0
<i>Personnel Services</i>	303,212	497,194	383,694	521,842
51200 Healthcare	71,380	114,801	114,801	118,485
51205 Emp Healthcare Contributions	-13,398	-19,008	-19,008	-19,204
51215 Employee Life Insurance	504	507	507	517
51220 Disability Insurance	1,530	1,904	1,904	1,942
51225 Social Security	22,182	38,035	38,035	38,785
51230 SC Regular Retirement	47,147	82,335	82,335	86,494
51245 Unemployment Compensation	344	224	224	228
<i>Fringe Benefits</i>	129,689	218,798	218,798	227,247
52000 Supplies, Office	0	500	500	500
52002 Postage	99	200	200	200
52006 Small Hand Tools	0	100	100	100
52008 Uniforms & Protective Clothing	0	250	250	250
52016 Supplies, Printing & Copying	0	1,000	1,000	1,000
52206 Services, Prof & Contr	72	450	450	450
52216 Agency Temporaries	5,911	0	0	0
52300 Employee Travel & Training	677	700	700	700
52305 Professional Certifications	0	85	85	85
52405 Repairs, Equipment	0	150	150	150
52505 Leases, Vendor	3,529	2,600	2,600	2,600
52944 Memberships, Dues & Pubs	0	150	150	150
53155 Employee Parking	3,250	8,500	8,500	15,000
<i>Operating</i>	13,538	14,685	14,685	21,185
<b>Total Expenditures</b>	446,439	730,677	617,177	770,274
<b>Total Engineering</b>	-446,439	-730,677	-617,177	-770,274



**CITY OF CHARLESTON**  
**2022 DRAFT GENERAL FUND EXPENDITURE BUDGET**

As of: 12/31/2021

Division/Object	2020 Prior YR Actuals	2021 Approved Budget	2021 Amended Budget	2022 Draft Budget
<b>221000 - Inspections</b>				
51100 Salaries, Full-Time Employees	1,128,663	1,210,249	1,129,461	1,219,591
51105 Salaries, Part-Time Employees	24,044	22,442	22,442	29,769
51145 Overtime	7,098	0	0	0
<i>Personnel Services</i>	<u>1,159,805</u>	<u>1,232,691</u>	<u>1,151,903</u>	<u>1,249,360</u>
51200 Healthcare	219,632	252,563	252,563	260,667
51205 Emp Healthcare Contributions	-41,224	-41,818	-41,818	-42,248
51215 Employee Life Insurance	1,551	1,236	1,236	1,244
51220 Disability Insurance	4,706	4,639	4,639	4,671
51225 Social Security	84,531	94,381	94,381	95,576
51230 SC Regular Retirement	180,455	204,308	204,308	213,141
51245 Unemployment Compensation	1,059	555	555	562
51275 Employee Wellness Program	540	0	0	0
<i>Fringe Benefits</i>	<u>451,250</u>	<u>515,864</u>	<u>515,864</u>	<u>533,613</u>
52000 Supplies, Office	1,532	1,600	1,600	1,600
52002 Postage	9	50	50	50
52006 Small Hand Tools	628	200	200	200
52008 Uniforms & Protective Clothing	1,177	500	500	500
52016 Supplies, Printing & Copying	46	1,500	1,500	1,500
52034 Gas, Oil & Lubricants	25	0	0	0
52036 Supplies, Specialized Dept	799	700	700	700
52200 Bank Service Charges	13,225	18,000	18,000	0
52206 Services, Prof & Contr	94	400	400	400
52216 Agency Temporaries	34,679	0	21,788	0
52300 Employee Travel & Training	3,268	1,894	1,894	1,894
52305 Professional Certifications	2,109	4,000	3,000	2,750
52505 Leases, Vendor	794	1,500	1,500	1,500
52944 Memberships, Dues & Pubs	11,201	2,450	2,450	875
52954 Cash Over/Short	-28	0	0	0
53155 Employee Parking	34,000	34,500	34,500	34,500
53157 Awards	94	0	0	0
<i>Operating</i>	<u>103,652</u>	<u>67,294</u>	<u>88,082</u>	<u>46,469</u>
<b>Total Expenditures</b>	<u>1,714,707</u>	<u>1,815,849</u>	<u>1,755,849</u>	<u>1,829,442</u>
<b>Total Inspections</b>	<u>-1,714,707</u>	<u>-1,815,849</u>	<u>-1,755,849</u>	<u>-1,829,442</u>

**CITY OF CHARLESTON**  
**2022 DRAFT GENERAL FUND EXPENDITURE BUDGET**

As of: 12/31/2021

Division/Object	2020 Prior YR Actuals	2021 Approved Budget	2021 Amended Budget	2022 Draft Budget
<b>225000 - Livability</b>				
51100 Salaries, Full-Time Employees	583,767	611,101	574,101	610,488
51145 Overtime	3,831	0	0	4,000
<i>Personnel Services</i>	587,598	611,101	574,101	614,488
51200 Healthcare	142,761	160,722	160,722	165,879
51205 Emp Healthcare Contributions	-26,795	-26,612	-26,612	-26,885
51215 Employee Life Insurance	1,008	626	626	623
51220 Disability Insurance	3,059	2,351	2,351	2,338
51225 Social Security	43,649	46,958	46,958	46,702
51230 SC Regular Retirement	71,840	101,650	101,650	104,149
51235 SC Police Retirement	22,104	0	0	0
51245 Unemployment Compensation	688	276	276	275
51275 Employee Wellness Program	60	0	0	0
<i>Fringe Benefits</i>	258,374	285,971	285,971	293,081
52000 Supplies, Office	3,457	2,500	2,500	2,500
52002 Postage	930	2,250	2,250	2,250
52006 Small Hand Tools	0	1,000	1,000	1,000
52008 Uniforms & Protective Clothing	2,576	2,500	2,500	2,500
52014 Supplies, Cleaning & Janitoria	198	100	100	100
52036 Supplies, Specialized Dept	0	1,500	1,500	1,500
52052 Supplies, Painting & Marking	2,402	500	500	500
52054 Supplies, Const Materials	3,445	5,500	5,500	5,500
52206 Services, Prof & Contr	54,500	0	0	0
52222 Services, Printing	987	0	0	0
52300 Employee Travel & Training	82	1,000	1,000	1,000
52305 Professional Certifications	0	762	762	762
52505 Leases, Vendor	2,942	4,000	4,000	4,000
52700 Equipment, Non-Capital	1,545	0	0	0
52938 Code Enforcement	5,897	40,000	40,000	40,000
52940 Contingencies	0	3,750	3,750	3,750
52944 Memberships, Dues & Pubs	45	0	0	0
53155 Employee Parking	25,865	21,000	21,000	21,000
<i>Operating</i>	104,871	86,362	86,362	86,362
<b>Total Expenditures</b>	950,843	983,434	946,434	993,931
<b>Total Livability</b>	-950,843	-983,434	-946,434	-993,931

**CITY OF CHARLESTON**  
**2022 DRAFT GENERAL FUND EXPENDITURE BUDGET**

As of: 12/31/2021

Division/Object	2020 Prior YR Actuals	2021 Approved Budget	2021 Amended Budget	2022 Draft Budget
<b>230000 - Traffic &amp; Transportation</b>				
51100 Salaries, Full-Time Employees	955,938	1,205,559	1,062,559	1,297,032
51105 Salaries, Part-Time Employees	13,567	0	0	0
51145 Overtime	26,851	20,000	20,000	26,262
<i>Personnel Services</i>	<u>996,356</u>	<u>1,225,559</u>	<u>1,082,559</u>	<u>1,323,294</u>
51200 Healthcare	203,160	309,964	309,964	319,909
51205 Emp Healthcare Contributions	-38,132	-51,322	-51,322	-51,850
51215 Employee Life Insurance	1,435	1,279	1,279	1,343
51220 Disability Insurance	4,353	4,801	4,801	5,042
51225 Social Security	73,110	95,889	95,889	100,718
51230 SC Regular Retirement	154,679	207,572	207,572	224,905
51245 Unemployment Compensation	979	564	564	569
51275 Employee Wellness Program	135	0	0	0
<i>Fringe Benefits</i>	<u>399,719</u>	<u>568,747</u>	<u>568,747</u>	<u>600,636</u>
52000 Supplies, Office	2,485	2,544	1,559	2,044
52002 Postage	94	350	350	350
52004 Tickets, Licenses & Permits	259	260	260	260
52006 Small Hand Tools	1,528	1,000	750	750
52008 Uniforms & Protective Clothing	1,862	0	0	0
52014 Supplies, Cleaning & Janitoria	640	700	886	450
52016 Supplies, Printing & Copying	886	1,000	750	750
52020 Signs	56,177	55,000	52,590	53,026
52021 Street Signs	14,917	18,953	18,953	18,953
52022 Supplies, Parts	279,186	70,000	70,000	70,000
52036 Supplies, Specialized Dept	16,478	1,600	600	600
52052 Supplies, Painting & Marking	36,166	33,000	33,000	33,000
52054 Supplies, Const Materials	5,632	3,500	3,500	3,500
52066 State Signalization	188,686	363,000	363,000	413,650
52100 Water	1,185	1,128	1,128	1,128
52110 Electricity	5,021	4,750	4,750	5,500
52115 Street Lights(Electricity)	126,270	111,654	111,654	125,000
52206 Services, Prof & Contr	4,825	36,971	35,000	35,720
52240 Services, Construction	39,000	0	0	0
52300 Employee Travel & Training	1,002	4,685	1,000	4,775
52305 Professional Certifications	0	0	0	575
52405 Repairs, Equipment	0	1,000	1,000	1,000
52505 Leases, Vendor	2,356	3,750	3,750	3,750
52510 Rents, Space Cost	93,060	88,477	88,477	90,654
52920 Special Events	1,136	0	0	0
52940 Contingencies	0	3,750	3,750	3,750
52944 Memberships, Dues & Pubs	7,959	8,357	8,357	8,250
52962 CCTV System	24,985	25,000	25,000	25,000
52972 Traffic Calming Program	110,978	111,540	111,540	149,040
52974 Traffic Signal Replacement	14,870	18,000	18,000	18,000
53155 Employee Parking	5,125	18,000	18,000	22,500
53158 Employee Recognition	0	0	485	0
<i>Operating</i>	<u>1,042,768</u>	<u>987,969</u>	<u>978,089</u>	<u>1,091,975</u>
<b>Total Expenditures</b>	<u>2,438,843</u>	<u>2,782,275</u>	<u>2,629,395</u>	<u>3,015,905</u>
<b>Total Traffic &amp; Transportation</b>	<u>-2,438,843</u>	<u>-2,782,275</u>	<u>-2,629,395</u>	<u>-3,015,905</u>

**CITY OF CHARLESTON**  
**2022 DRAFT GENERAL FUND EXPENDITURE BUDGET**

As of: 12/31/2021

Division/Object	2020 Prior YR Actuals	2021 Approved Budget	2021 Amended Budget	2022 Draft Budget
<b>235000 - Public Safety InfoTechnology</b>				
52125 Telephone	205,312	247,684	247,684	271,843
52135 Mobile Phones	390,989	487,928	487,928	447,458
52206 Services, Prof & Contr	1,354,655	1,549,360	1,549,360	1,584,767
52740 Equipment, Non-Cap Computer	133,770	43,065	43,065	38,998
<i>Operating</i>	<u>2,084,726</u>	<u>2,328,037</u>	<u>2,328,037</u>	<u>2,343,066</u>
58020 Equipment, Capital Computer	0	10,355	10,355	177,500
<i>Capital Outlay</i>	<u>0</u>	<u>10,355</u>	<u>10,355</u>	<u>177,500</u>
<b>Total Expenditures</b>	<u>2,084,726</u>	<u>2,338,392</u>	<u>2,338,392</u>	<u>2,520,566</u>
<b>Total Public Safety InfoTechnology</b>	<u>-2,084,726</u>	<u>-2,338,392</u>	<u>-2,338,392</u>	<u>-2,520,566</u>

**CITY OF CHARLESTON**  
**2022 DRAFT GENERAL FUND EXPENDITURE BUDGET**

As of: 12/31/2021

Division/Object	2020 Prior YR Actuals	2021 Approved Budget	2021 Amended Budget	2022 Draft Budget
<b>237000 - Resiliency &amp; Emergency Mgmt</b>				
51100 Salaries, Full-Time Employees	230,104	241,625	171,625	183,808
51145 Overtime	3,655	0	0	3,000
<i>Personnel Services</i>	<u>233,759</u>	<u>241,625</u>	<u>171,625</u>	<u>186,808</u>
51200 Healthcare	43,926	45,921	34,441	35,545
51205 Emp Healthcare Contributions	-8,245	-7,603	-5,702	-5,761
51215 Employee Life Insurance	310	244	173	187
51220 Disability Insurance	941	916	651	704
51225 Social Security	17,367	18,302	12,947	14,061
51230 SC Regular Retirement	36,080	39,619	28,141	31,358
51245 Unemployment Compensation	212	108	77	83
51275 Employee Wellness Program	255	0	0	0
<i>Fringe Benefits</i>	<u>90,846</u>	<u>97,507</u>	<u>70,728</u>	<u>76,177</u>
52000 Supplies, Office	4,431	4,000	3,750	3,750
52002 Postage	260	1,500	1,500	1,500
52008 Uniforms & Protective Clothing	867	1,000	1,000	1,000
52016 Supplies, Printing & Copying	4,165	5,000	4,000	4,000
52036 Supplies, Specialized Dept	0	10,000	10,000	10,000
52300 Employee Travel & Training	4,932	7,500	5,000	5,000
52305 Professional Certifications	462	446	0	0
52505 Leases, Vendor	1,457	2,500	2,500	2,500
52510 Rents, Space Cost	1,795	3,000	3,000	3,000
52920 Special Events	2,927	5,000	1,500	1,500
52944 Memberships, Dues & Pubs	3,289	3,000	940	940
53155 Employee Parking	6,438	4,500	3,000	4,500
<i>Operating</i>	<u>31,023</u>	<u>47,446</u>	<u>36,190</u>	<u>37,690</u>
58015 Equipment, Machines	0	25,000	25,000	25,000
<i>Capital Outlay</i>	<u>0</u>	<u>25,000</u>	<u>25,000</u>	<u>25,000</u>
<b>Total Expenditures</b>	<u>355,628</u>	<u>411,578</u>	<u>303,543</u>	<u>325,675</u>
<b>Total Resiliency &amp; Emergency Mgmt</b>	<u>-355,628</u>	<u>-411,578</u>	<u>-303,543</u>	<u>-325,675</u>

**CITY OF CHARLESTON**  
**2022 DRAFT GENERAL FUND EXPENDITURE BUDGET**

As of: 12/31/2021

Division/Object	2020 Prior YR Actuals	2021 Approved Budget	2021 Amended Budget	2022 Draft Budget
<b>300000 - Public Service Administration</b>				
51100 Salaries, Full-Time Employees	142,274	169,763	159,763	170,910
51105 Salaries, Part-Time Employees	14,633	0	0	0
51110 Salaries, Temporary Employees	3,356	0	0	0
<i>Personnel Services</i>	<u>160,263</u>	<u>169,763</u>	<u>159,763</u>	<u>170,910</u>
51200 Healthcare	10,982	22,960	22,960	23,697
51205 Emp Healthcare Contributions	-2,061	-3,802	-3,802	-3,841
51215 Employee Life Insurance	78	173	173	174
51220 Disability Insurance	235	650	650	655
51225 Social Security	12,254	12,987	12,987	13,075
51230 SC Regular Retirement	24,926	28,113	28,113	29,157
51245 Unemployment Compensation	53	76	76	77
<i>Fringe Benefits</i>	<u>46,467</u>	<u>61,157</u>	<u>61,157</u>	<u>62,994</u>
52000 Supplies, Office	1,555	1,250	1,250	1,250
52002 Postage	207	250	250	250
52006 Small Hand Tools	1,020	0	0	0
52016 Supplies, Printing & Copying	0	250	250	250
52305 Professional Certifications	65	5,700	5,700	1,300
52505 Leases, Vendor	2,295	0	4,000	4,000
52920 Special Events	600	0	0	0
52940 Contingencies	0	15,000	12,000	15,000
52944 Memberships, Dues & Pubs	4,389	2,720	2,720	2,720
53048 Fees, Court Filing	250	0	0	0
53155 Employee Parking	6,000	5,375	5,375	3,000
53157 Awards	1,401	0	0	0
<i>Operating</i>	<u>17,782</u>	<u>30,545</u>	<u>31,545</u>	<u>27,770</u>
<b>Total Expenditures</b>	<u>224,512</u>	<u>261,465</u>	<u>252,465</u>	<u>261,674</u>
<b>Total Public Service Administration</b>	<u>-224,512</u>	<u>-261,465</u>	<u>-252,465</u>	<u>-261,674</u>

**CITY OF CHARLESTON**  
**2022 DRAFT GENERAL FUND EXPENDITURE BUDGET**

As of: 12/31/2021

Division/Object	2020 Prior YR Actuals	2021 Approved Budget	2021 Amended Budget	2022 Draft Budget
<b>311000 - Streets &amp; Sidewalks Admin</b>				
51100 Salaries, Full-Time Employees	120,727	129,713	93,809	117,853
51145 Overtime	2,219	0	0	1,667
<i>Personnel Services</i>	<u>122,946</u>	<u>129,713</u>	<u>93,809</u>	<u>119,520</u>
51200 Healthcare	27,454	34,440	34,440	35,545
51205 Emp Healthcare Contributions	-5,153	-5,702	-5,702	-5,761
51215 Employee Life Insurance	194	137	137	120
51220 Disability Insurance	588	513	513	451
51225 Social Security	8,794	10,244	10,244	9,016
51230 SC Regular Retirement	19,131	22,176	22,176	20,106
51245 Unemployment Compensation	132	60	60	53
<i>Fringe Benefits</i>	<u>51,140</u>	<u>61,868</u>	<u>61,868</u>	<u>59,530</u>
52000 Supplies, Office	266	600	600	600
52014 Supplies, Cleaning & Janitoria	0	220	220	220
52054 Supplies, Const Materials	28,974	0	0	0
52110 Electricity	283	1,813	1,813	1,813
52206 Services, Prof & Contr	0	5,742	5,742	5,742
52216 Agency Temporaries	2,074	0	21,404	0
52970 Pavement Management	11,310	100,000	100,000	100,000
52971 Sidewalks, Historic District	65,219	300,000	300,000	300,000
<i>Operating</i>	<u>108,126</u>	<u>408,375</u>	<u>429,779</u>	<u>408,375</u>
<b>Total Expenditures</b>	<u>282,212</u>	<u>599,956</u>	<u>585,456</u>	<u>587,425</u>
<b>Total Streets &amp; Sidewalks Admin</b>	<u>-282,212</u>	<u>-599,956</u>	<u>-585,456</u>	<u>-587,425</u>

**CITY OF CHARLESTON**  
**2022 DRAFT GENERAL FUND EXPENDITURE BUDGET**

As of: 12/31/2021

Division/Object	2020 Prior YR Actuals	2021 Approved Budget	2021 Amended Budget	2022 Draft Budget
<b>312000 - Streets &amp; Sidewalks</b>				
51100 Salaries, Full-Time Employees	878,238	996,707	796,662	957,390
51105 Salaries, Part-Time Employees	544	0	0	0
51145 Overtime	13,518	0	0	0
<i>Personnel Services</i>	<u>892,300</u>	<u>996,707</u>	<u>796,662</u>	<u>957,390</u>
51200 Healthcare	247,086	309,964	309,964	319,909
51205 Emp Healthcare Contributions	-46,377	-51,322	-51,322	-51,850
51215 Employee Life Insurance	1,745	1,029	1,029	977
51220 Disability Insurance	5,295	3,864	3,864	3,667
51225 Social Security	64,919	77,184	77,184	73,240
51230 SC Regular Retirement	138,250	167,082	167,082	163,331
51245 Unemployment Compensation	1,191	454	454	431
51275 Employee Wellness Program	20	0	0	0
<i>Fringe Benefits</i>	<u>412,129</u>	<u>508,255</u>	<u>508,255</u>	<u>509,705</u>
52000 Supplies, Office	1,411	1,000	1,000	1,000
52006 Small Hand Tools	15,561	5,000	5,000	5,000
52008 Uniforms & Protective Clothing	974	3,000	3,000	3,000
52014 Supplies, Cleaning & Janitoria	7,288	300	300	300
52016 Supplies, Printing & Copying	99	0	0	0
52020 Signs	0	1,000	1,000	1,000
52034 Gas,Oil & Lubricants	118	0	0	0
52054 Supplies, Const Materials	245,278	215,000	187,500	187,500
52056 Supplies, Miscellaneous	465	0	0	0
52062 Supplies, Safety	2,443	0	0	0
52100 Water	538	700	700	700
52206 Services, Prof & Contr	935	5,500	5,500	5,500
52216 Agency Temporaries	5,352	0	6,045	0
52305 Professional Certifications	40	0	0	0
52405 Repairs, Equipment	319	1,500	1,500	1,500
52500 Leases, Equipment	3,062	3,000	3,000	3,000
52700 Equipment, Non-Capital	3,192	1,500	1,500	1,500
53154 CARTA Passes	741	1,500	1,500	1,500
<i>Operating</i>	<u>287,816</u>	<u>239,000</u>	<u>217,545</u>	<u>211,500</u>
<b>Total Expenditures</b>	<u>1,592,245</u>	<u>1,743,962</u>	<u>1,522,462</u>	<u>1,678,595</u>
<b>Total Streets &amp; Sidewalks</b>	<u>-1,592,245</u>	<u>-1,743,962</u>	<u>-1,522,462</u>	<u>-1,678,595</u>



**CITY OF CHARLESTON**  
**2022 DRAFT GENERAL FUND EXPENDITURE BUDGET**

As of: 12/31/2021

Division/Object	2020 Prior YR Actuals	2021 Approved Budget	2021 Amended Budget	2022 Draft Budget
<b>321000 - Environmental Services Admin</b>				
51100 Salaries, Full-Time Employees	359,582	373,364	373,364	380,884
51145 Overtime	59,482	13,618	13,618	17,424
<i>Personnel Services</i>	<u>419,064</u>	<u>386,982</u>	<u>386,982</u>	<u>398,308</u>
51200 Healthcare	76,871	80,361	80,361	82,939
51205 Emp Healthcare Contributions	-14,428	-13,306	-13,306	-13,442
51215 Employee Life Insurance	543	402	402	402
51220 Disability Insurance	1,647	1,508	1,508	1,511
51225 Social Security	30,515	30,125	30,125	30,179
51230 SC Regular Retirement	65,019	65,212	65,212	67,302
51245 Unemployment Compensation	371	177	177	178
<i>Fringe Benefits</i>	<u>160,538</u>	<u>164,479</u>	<u>164,479</u>	<u>169,069</u>
52000 Supplies, Office	4,221	1,300	1,300	1,300
52002 Postage	5,002	50	50	50
52014 Supplies, Cleaning & Janitoria	0	500	500	500
52016 Supplies, Printing & Copying	955	100	100	100
52036 Supplies, Specialized Dept	255,316	192,000	192,000	192,000
52055 Supplies, Radio	304	0	0	0
52100 Water	537	900	900	900
52110 Electricity	15,664	32,369	32,369	32,369
52206 Services, Prof & Contr	4,740	2,000	2,000	2,000
52222 Services, Printing	2,720	1,965	1,965	1,965
52236 Advertising	509	1,000	1,000	1,000
52300 Employee Travel & Training	0	0	3,000	0
52505 Leases, Vendor	2,416	1,500	1,500	1,500
52700 Equipment, Non-Capital	3,223	0	0	0
52725 Furniture, Non-Capital	328	0	0	0
52740 Equipment, Non-Cap Computer	30	0	0	0
<i>Operating</i>	<u>295,965</u>	<u>233,684</u>	<u>236,684</u>	<u>233,684</u>
<b>Total Expenditures</b>	<u>875,567</u>	<u>785,145</u>	<u>788,145</u>	<u>801,061</u>
<b>Total Environmental Services Admin</b>	<u>-875,567</u>	<u>-785,145</u>	<u>-788,145</u>	<u>-801,061</u>

**CITY OF CHARLESTON**  
**2022 DRAFT GENERAL FUND EXPENDITURE BUDGET**

As of: 12/31/2021

Division/Object	2020 Prior YR Actuals	2021 Approved Budget	2021 Amended Budget	2022 Draft Budget
<b>322000 - Garbage Collection</b>				
51100 Salaries, Full-Time Employees	1,004,384	1,283,600	1,078,840	1,268,122
51145 Overtime	291,709	144,556	144,556	233,307
<i>Personnel Services</i>	1,296,093	1,428,156	1,223,396	1,501,429
51200 Healthcare	269,049	401,805	401,805	402,849
51205 Emp Healthcare Contributions	-50,499	-66,529	-66,529	-65,292
51215 Employee Life Insurance	1,900	1,530	1,530	1,441
51220 Disability Insurance	5,765	5,747	5,747	5,411
51225 Social Security	94,494	114,782	114,782	108,070
51230 SC Regular Retirement	201,223	248,470	248,470	241,003
51245 Unemployment Compensation	1,297	675	675	636
<i>Fringe Benefits</i>	523,229	706,480	706,480	694,118
52000 Supplies, Office	296	0	0	0
52006 Small Hand Tools	6,051	3,600	3,600	3,600
52008 Uniforms & Protective Clothing	939	800	800	800
52014 Supplies, Cleaning & Janitoria	490	0	0	0
52036 Supplies, Specialized Dept	490	0	0	0
52054 Supplies, Const Materials	21	0	0	0
52055 Supplies, Radio	392	0	0	0
52062 Supplies, Safety	1,395	0	0	0
52206 Services, Prof & Contr	2,115,416	2,578,308	2,578,308	2,524,989
52216 Agency Temporaries	125,696	0	7,760	0
52700 Equipment, Non-Capital	518	0	0	0
52740 Equipment, Non-Cap Computer	3,356	2,000	2,000	2,000
53154 CARTA Passes	171	0	0	0
<i>Operating</i>	2,255,231	2,584,708	2,592,468	2,531,389
<b>Total Expenditures</b>	4,074,553	4,719,344	4,522,344	4,726,936
<b>Total Garbage Collection</b>	-4,074,553	-4,719,344	-4,522,344	-4,726,936

**CITY OF CHARLESTON**  
**2022 DRAFT GENERAL FUND EXPENDITURE BUDGET**

As of: 12/31/2021

Division/Object	2020 Prior YR Actuals	2021 Approved Budget	2021 Amended Budget	2022 Draft Budget
<b>323000 - Trash Collection</b>				
51100 Salaries, Full-Time Employees	826,558	1,212,683	1,048,524	1,215,909
51145 Overtime	151,145	91,646	91,646	99,628
<i>Personnel Services</i>	<u>977,703</u>	<u>1,304,329</u>	<u>1,140,170</u>	<u>1,315,537</u>
51200 Healthcare	236,104	355,884	355,884	367,303
51205 Emp Healthcare Contributions	-44,316	-58,926	-58,926	-59,531
51215 Employee Life Insurance	1,668	1,377	1,377	1,334
51220 Disability Insurance	5,059	5,171	5,171	5,008
51225 Social Security	71,454	103,286	103,286	100,028
51230 SC Regular Retirement	152,015	223,584	223,584	223,069
51245 Unemployment Compensation	1,138	608	608	588
51275 Employee Wellness Program	20	0	0	0
<i>Fringe Benefits</i>	<u>423,142</u>	<u>630,984</u>	<u>630,984</u>	<u>637,799</u>
52000 Supplies, Office	552	0	0	0
52006 Small Hand Tools	9,170	2,150	2,150	2,150
52008 Uniforms & Protective Clothing	0	800	800	800
52014 Supplies, Cleaning & Janitoria	262	0	0	0
52016 Supplies, Printing & Copying	138	0	0	0
52036 Supplies, Specialized Dept	524	0	0	0
52056 Supplies, Miscellaneous	34	0	0	0
52062 Supplies, Safety	454	0	0	0
52206 Services, Prof & Contr	1,301	14,600	14,600	38,900
52216 Agency Temporaries	98,835	0	7,659	0
52700 Equipment, Non-Capital	3,551	0	0	0
52740 Equipment, Non-Cap Computer	5,233	6,000	6,000	0
<i>Operating</i>	<u>120,054</u>	<u>23,550</u>	<u>31,209</u>	<u>41,850</u>
58010 Equipment, Automotive	158,310	0	0	0
<i>Capital Outlay</i>	<u>158,310</u>	<u>0</u>	<u>0</u>	<u>0</u>
<b>Total Expenditures</b>	<u>1,679,209</u>	<u>1,958,863</u>	<u>1,802,363</u>	<u>1,995,186</u>
<b>Total Trash Collection</b>	<u>-1,679,209</u>	<u>-1,958,863</u>	<u>-1,802,363</u>	<u>-1,995,186</u>

**CITY OF CHARLESTON**  
**2022 DRAFT GENERAL FUND EXPENDITURE BUDGET**

As of: 12/31/2021

Division/Object	2020 Prior YR Actuals	2021 Approved Budget	2021 Amended Budget	2022 Draft Budget
<b>324000 - Street Sweeping</b>				
51100 Salaries, Full-Time Employees	383,105	607,183	370,988	628,074
51145 Overtime	52,236	8,350	8,350	9,136
<i>Personnel Services</i>	<u>435,341</u>	<u>615,533</u>	<u>379,338</u>	<u>637,210</u>
51200 Healthcare	126,288	241,083	241,083	248,818
51205 Emp Healthcare Contributions	-23,704	-39,917	-39,917	-40,327
51215 Employee Life Insurance	892	632	632	649
51220 Disability Insurance	2,706	2,373	2,373	2,438
51225 Social Security	31,654	47,408	47,408	48,686
51230 SC Regular Retirement	67,562	102,624	102,624	108,574
51245 Unemployment Compensation	609	279	279	286
51275 Employee Wellness Program	95	0	0	0
<i>Fringe Benefits</i>	<u>206,102</u>	<u>354,482</u>	<u>354,482</u>	<u>369,124</u>
52000 Supplies, Office	37	0	0	0
52006 Small Hand Tools	4,540	10,600	10,600	10,600
52008 Uniforms & Protective Clothing	142	500	500	500
52036 Supplies, Specialized Dept	557	1,402	1,402	1,402
52062 Supplies, Safety	664	0	0	0
52206 Services, Prof & Contr	210,807	189,439	189,439	212,500
52216 Agency Temporaries	171,532	16,900	63,095	16,900
53154 CARTA Passes	456	0	0	0
<i>Operating</i>	<u>388,735</u>	<u>218,841</u>	<u>265,036</u>	<u>241,902</u>
<b>Total Expenditures</b>	<u>1,030,178</u>	<u>1,188,856</u>	<u>998,856</u>	<u>1,248,236</u>
<b>Total Street Sweeping</b>	<u>-1,030,178</u>	<u>-1,188,856</u>	<u>-998,856</u>	<u>-1,248,236</u>

**CITY OF CHARLESTON**  
**2022 DRAFT GENERAL FUND EXPENDITURE BUDGET**

As of: 12/31/2021

Division/Object	2020 Prior YR Actuals	2021 Approved Budget	2021 Amended Budget	2022 Draft Budget
<b>331000 - Fleet Management</b>				
51100 Salaries, Full-Time Employees	962,557	1,129,250	1,056,750	1,119,854
51110 Salaries, Temporary Employees	60,533	0	0	0
51145 Overtime	41,323	0	0	20,000
<i>Personnel Services</i>	<u>1,064,413</u>	<u>1,129,250</u>	<u>1,056,750</u>	<u>1,139,854</u>
51200 Healthcare	225,123	287,004	287,004	296,212
51205 Emp Healthcare Contributions	-42,254	-47,521	-47,521	-48,009
51215 Employee Life Insurance	1,590	1,185	1,185	1,142
51220 Disability Insurance	4,824	4,449	4,449	4,289
51225 Social Security	77,720	88,868	88,868	85,669
51230 SC Regular Retirement	160,317	192,374	192,374	191,047
51245 Unemployment Compensation	1,085	523	523	504
51275 Employee Wellness Program	40	0	0	0
<i>Fringe Benefits</i>	<u>428,445</u>	<u>526,882</u>	<u>526,882</u>	<u>530,854</u>
52000 Supplies, Office	5,356	1,575	1,575	1,575
52002 Postage	140	75	75	75
52004 Tickets, Licenses & Permits	1,839	600	600	600
52006 Small Hand Tools	6,648	7,000	7,000	7,000
52008 Uniforms & Protective Clothing	45	0	0	0
52014 Supplies, Cleaning & Janitoria	2,598	3,750	3,750	3,750
52016 Supplies, Printing & Copying	0	400	400	400
52032 Tires & Tubes	243,613	230,000	230,000	230,000
52034 Gas, Oil & Lubricants	732,535	1,072,531	1,072,531	1,238,120
52036 Supplies, Specialized Dept	3,415	3,950	3,950	3,950
52044 Supplies, Electrical & Plumbin	418	0	0	0
52055 Supplies, Radio	6,011	5,500	5,500	5,500
52056 Supplies, Miscellaneous	1,214	800	800	800
52100 Water	587	700	700	700
52110 Electricity	25,970	39,750	39,750	39,750
52120 Heating & Fuel Oil	12,286	18,000	18,000	18,000
52206 Services, Prof & Contr	10,826	11,142	11,142	11,142
52216 Agency Temporaries	6,064	0	0	0
52300 Employee Travel & Training	489	1,000	1,000	1,000
52405 Repairs, Equipment	2,488	3,000	3,000	3,000
52410 Maintenance, General	6,822	5,000	5,000	5,000
52415 Repairs, Vehicle	1,224,558	1,365,000	1,324,578	1,300,000
52505 Leases, Vendor	468	1,000	1,000	1,000
52725 Furniture, Non-Capital	3,957	0	0	0
52944 Memberships, Dues & Pubs	0	600	600	600
<i>Operating</i>	<u>2,298,347</u>	<u>2,771,373</u>	<u>2,730,951</u>	<u>2,871,962</u>
58010 Equipment, Automotive	0	163,796	163,796	0
<i>Capital Outlay</i>	<u>0</u>	<u>163,796</u>	<u>163,796</u>	<u>0</u>
<b>Total Expenditures</b>	<u>3,791,205</u>	<u>4,591,301</u>	<u>4,478,379</u>	<u>4,542,670</u>
<b>Total Fleet Management</b>	<u>-3,791,205</u>	<u>-4,591,301</u>	<u>-4,478,379</u>	<u>-4,542,670</u>

**CITY OF CHARLESTON**  
**2022 DRAFT GENERAL FUND EXPENDITURE BUDGET**

As of: 12/31/2021

Division/Object	2020 Prior YR Actuals	2021 Approved Budget	2021 Amended Budget	2022 Draft Budget
<b>410000 - Housing &amp; Community Dvpt</b>				
51100 Salaries, Full-Time Employees	669,704	639,385	639,385	884,774
51130 Salaries, Interns	0	15,000	15,000	15,000
51145 Overtime	25	0	0	0
<i>Personnel Services</i>	<u>669,729</u>	<u>654,385</u>	<u>654,385</u>	<u>899,774</u>
51200 Healthcare	120,798	126,282	126,282	142,182
51205 Emp Healthcare Contributions	-22,673	-20,909	-20,909	-23,044
51215 Employee Life Insurance	853	652	652	903
51220 Disability Insurance	2,589	2,449	2,449	3,388
51225 Social Security	48,730	50,060	50,060	68,831
51230 SC Regular Retirement	104,210	105,882	105,882	150,943
51245 Unemployment Compensation	582	294	294	404
51275 Employee Wellness Program	430	0	0	0
<i>Fringe Benefits</i>	<u>255,519</u>	<u>264,710</u>	<u>264,710</u>	<u>343,607</u>
52000 Supplies, Office	0	250	250	250
52002 Postage	7	0	0	0
52016 Supplies, Printing & Copying	0	200	200	200
52206 Services, Prof & Contr	0	27,000	27,000	27,000
52505 Leases, Vendor	0	100	100	100
52920 Special Events	52	2,000	1,000	1,000
52940 Contingencies	0	3,750	2,000	3,750
52944 Memberships, Dues & Pubs	350	0	0	0
52999 Miscellaneous Expenses	500	1,500	1,000	1,000
53155 Employee Parking	16,750	16,500	16,500	16,500
54033 Community Education	4	0	0	0
<i>Operating</i>	<u>17,663</u>	<u>51,300</u>	<u>48,050</u>	<u>49,800</u>
<b>Total Expenditures</b>	<u>942,911</u>	<u>970,395</u>	<u>967,145</u>	<u>1,293,181</u>
<b>Total Housing &amp; Community Dvpt</b>	<u>-942,911</u>	<u>-970,395</u>	<u>-967,145</u>	<u>-1,293,181</u>

**CITY OF CHARLESTON**  
**2022 DRAFT GENERAL FUND EXPENDITURE BUDGET**

As of: 12/31/2021

Division/Object	2020 Prior YR Actuals	2021 Approved Budget	2021 Amended Budget	2022 Draft Budget
<b>411000 - Warming Shelter</b>				
51105 Salaries, Part-Time Employees	0	20,760	20,760	0
51125 Salaries, Seasonal Employees	10,018	0	0	0
<i>Personnel Services</i>	10,018	20,760	20,760	0
51215 Employee Life Insurance	0	21	21	0
51220 Disability Insurance	0	79	79	0
51225 Social Security	735	1,568	1,568	0
51230 SC Regular Retirement	881	3,598	3,598	0
51235 SC Police Retirement	404	0	0	0
51245 Unemployment Compensation	0	10	10	0
<i>Fringe Benefits</i>	2,020	5,276	5,276	0
52036 Supplies, Specialized Dept	29	10,250	5,460	0
52040 Supplies, Hospitality	36	4,000	4,000	0
52206 Services, Prof & Contr	1,625	15,038	16,248	0
52210 Background Checks & Drug Tests	0	50,000	50,000	0
<i>Operating</i>	1,690	79,288	75,708	0
<b>Total Expenditures</b>	13,728	105,324	101,744	0
<b>Total Warming Shelter</b>	-13,728	-105,324	-101,744	0

**CITY OF CHARLESTON**  
**2022 DRAFT GENERAL FUND EXPENDITURE BUDGET**

As of: 12/31/2021

Division/Object	2020 Prior YR Actuals	2021 Approved Budget	2021 Amended Budget	2022 Draft Budget
<b>415000 - Planning, Prs &amp; Sustain Adm</b>				
51100 Salaries, Full-Time Employees	293,148	297,467	277,467	305,720
<i>Personnel Services</i>	293,148	297,467	277,467	305,720
51200 Healthcare	38,436	45,921	45,921	47,394
51205 Emp Healthcare Contributions	-7,214	-7,603	-7,603	-7,681
51215 Employee Life Insurance	271	303	303	312
51220 Disability Insurance	824	1,139	1,139	1,171
51225 Social Security	21,771	22,756	22,756	23,388
51230 SC Regular Retirement	44,235	49,261	49,261	52,156
51245 Unemployment Compensation	185	134	134	138
51275 Employee Wellness Program	75	0	0	0
<i>Fringe Benefits</i>	98,583	111,911	111,911	116,878
52000 Supplies, Office	2,966	5,000	5,000	5,000
52002 Postage	960	2,000	2,000	2,000
52016 Supplies, Printing & Copying	534	2,000	2,000	2,000
52206 Services, Prof & Contr	1,069	1,600	1,600	8,125
52222 Services, Printing	497	500	500	500
52236 Advertising	164	0	0	0
52300 Employee Travel & Training	50	0	0	0
52305 Professional Certifications	541	1,225	1,225	1,250
52505 Leases, Vendor	4,273	20,000	20,000	20,000
52725 Furniture, Non-Capital	75	0	0	0
52740 Equipment, Non-Cap Computer	243	0	0	0
52940 Contingencies	0	7,500	6,573	7,500
52944 Memberships, Dues & Pubs	1,316	690	690	690
53154 CARTA Passes	456	1,188	1,188	0
53155 Employee Parking	4,625	4,500	4,500	6,000
<i>Operating</i>	17,769	46,203	45,276	53,065
<b>Total Expenditures</b>	409,500	455,581	434,654	475,663
<b>Total Planning, Prs &amp; Sustain Adm</b>	-409,500	-455,581	-434,654	-475,663



**CITY OF CHARLESTON**  
**2022 DRAFT GENERAL FUND EXPENDITURE BUDGET**

As of: 12/31/2021

Division/Object	2020 Prior YR Actuals	2021 Approved Budget	2021 Amended Budget	2022 Draft Budget
<b>419000 - Zoning Division</b>				
51100 Salaries, Full-Time Employees	479,898	519,288	496,288	519,288
51145 Overtime	163	0	0	0
<i>Personnel Services</i>	480,061	519,288	496,288	519,288
51200 Healthcare	87,853	103,321	103,321	106,636
51205 Emp Healthcare Contributions	-16,490	-17,107	-17,107	-17,283
51215 Employee Life Insurance	620	530	530	530
51220 Disability Insurance	1,883	1,989	1,989	1,989
51225 Social Security	35,338	39,726	39,726	39,726
51230 SC Regular Retirement	76,074	85,994	85,994	88,591
51245 Unemployment Compensation	424	234	234	234
51275 Employee Wellness Program	145	0	0	0
<i>Fringe Benefits</i>	185,847	214,687	214,687	220,423
52036 Supplies, Specialized Dept	1,152	3,000	2,671	3,000
52040 Supplies, Hospitality	0	200	0	0
52206 Services, Prof & Contr	5,483	5,000	5,000	5,500
52222 Services, Printing	869	0	143	0
52236 Advertising	9,052	9,100	9,100	9,100
52300 Employee Travel & Training	203	0	0	0
52305 Professional Certifications	541	1,500	1,500	1,500
52725 Furniture, Non-Capital	75	0	186	0
52944 Memberships, Dues & Pubs	0	80	80	80
52984 Boards & Committees	0	250	250	250
53155 Employee Parking	9,812	13,500	13,500	13,500
<i>Operating</i>	27,187	32,630	32,430	32,930
<b>Total Expenditures</b>	693,095	766,605	743,405	772,641
<b>Total Zoning Division</b>	-693,095	-766,605	-743,405	-772,641

**CITY OF CHARLESTON**  
**2022 DRAFT GENERAL FUND EXPENDITURE BUDGET**

As of: 12/31/2021

Division/Object	2020 Prior YR Actuals	2021 Approved Budget	2021 Amended Budget	2022 Draft Budget
<b>420000 - Preservation Division</b>				
51100 Salaries, Full-Time Employees	397,952	428,169	402,669	461,211
51145 Overtime	536	0	0	0
<i>Personnel Services</i>	<u>398,488</u>	<u>428,169</u>	<u>402,669</u>	<u>461,211</u>
51200 Healthcare	54,908	68,881	68,881	82,886
51205 Emp Healthcare Contributions	-10,306	-11,405	-11,405	-13,442
51215 Employee Life Insurance	388	437	437	470
51220 Disability Insurance	1,177	1,642	1,642	1,766
51225 Social Security	29,282	32,795	32,795	35,283
51230 SC Regular Retirement	61,388	70,992	70,992	78,682
51245 Unemployment Compensation	265	193	193	207
<i>Fringe Benefits</i>	<u>137,102</u>	<u>163,535</u>	<u>163,535</u>	<u>185,852</u>
52040 Supplies, Hospitality	0	200	0	0
52200 Bank Service Charges	1,223	500	500	500
52206 Services, Prof & Contr	980	490	490	490
52236 Advertising	3,144	5,000	5,000	5,000
52305 Professional Certifications	696	2,438	2,438	2,438
52944 Memberships, Dues & Pubs	702	325	325	325
52984 Boards & Committees	0	250	250	250
53155 Employee Parking	7,438	9,000	9,000	10,500
<i>Operating</i>	<u>14,183</u>	<u>18,203</u>	<u>18,003</u>	<u>19,503</u>
<b>Total Expenditures</b>	<u>549,773</u>	<u>609,907</u>	<u>584,207</u>	<u>666,566</u>
<b>Total Preservation Division</b>	<u>-549,773</u>	<u>-609,907</u>	<u>-584,207</u>	<u>-666,566</u>

**CITY OF CHARLESTON**  
**2022 DRAFT GENERAL FUND EXPENDITURE BUDGET**

As of: 12/31/2021

Division/Object	2020 Prior YR Actuals	2021 Approved Budget	2021 Amended Budget	2022 Draft Budget
<b>421000 - Design Division</b>				
51100 Salaries, Full-Time Employees	151,513	151,296	151,296	151,296
51110 Salaries, Temporary Employees	10,600	26,480	26,480	26,480
<i>Personnel Services</i>	162,113	177,776	177,776	177,776
51200 Healthcare	21,963	22,960	22,960	23,697
51205 Emp Healthcare Contributions	-4,122	-3,802	-3,802	-3,841
51215 Employee Life Insurance	155	154	154	154
51220 Disability Insurance	471	579	579	579
51225 Social Security	12,247	13,600	13,600	13,600
51230 SC Regular Retirement	23,576	25,055	25,055	25,811
51245 Unemployment Compensation	106	80	80	80
<i>Fringe Benefits</i>	54,396	58,626	58,626	60,080
52000 Supplies, Office	52	700	700	700
52016 Supplies, Printing & Copying	0	1,500	538	1,500
52028 Supplies, Drafting	0	500	500	500
52040 Supplies, Hospitality	0	500	150	150
52056 Supplies, Miscellaneous	62	0	0	0
52100 Water	577	850	850	850
52110 Electricity	2,009	3,000	3,000	3,000
52206 Services, Prof & Contr	1,913	600	600	3,181
52222 Services, Printing	0	1,000	1,000	1,000
52236 Advertising	283	0	0	0
52250 Contract Employees	3,063	0	0	0
52300 Employee Travel & Training	200	0	0	0
52305 Professional Certifications	0	825	825	825
52700 Equipment, Non-Capital	0	500	500	500
52740 Equipment, Non-Cap Computer	636	500	500	500
52944 Memberships, Dues & Pubs	835	125	1,087	125
53155 Employee Parking	1,500	4,500	4,500	4,500
<i>Operating</i>	11,130	15,100	14,750	17,331
<b>Total Expenditures</b>	227,639	251,502	251,152	255,187
<b>Total Design Division</b>	-227,639	-251,502	-251,152	-255,187

**CITY OF CHARLESTON**  
**2022 DRAFT GENERAL FUND EXPENDITURE BUDGET**

As of: 12/31/2021

Division/Object	2020 Prior YR Actuals	2021 Approved Budget	2021 Amended Budget	2022 Draft Budget
<b>430000 - Planning &amp; Sustainability</b>				
51100 Salaries, Full-Time Employees	330,210	329,961	329,961	376,337
<i>Personnel Services</i>	330,210	329,961	329,961	376,337
51200 Healthcare	49,417	57,401	57,401	71,037
51205 Emp Healthcare Contributions	-9,275	-9,504	-9,504	-11,522
51215 Employee Life Insurance	349	337	337	384
51220 Disability Insurance	1,059	1,264	1,264	1,442
51225 Social Security	24,664	25,242	25,242	28,790
51230 SC Regular Retirement	51,369	54,642	54,642	64,203
51245 Unemployment Compensation	238	148	148	168
51275 Employee Wellness Program	80	0	0	0
<i>Fringe Benefits</i>	117,901	129,530	129,530	154,502
52040 Supplies, Hospitality	7	250	0	0
52204 Studies	203,287	0	0	0
52206 Services, Prof & Contr	22,423	40,000	40,000	40,250
52222 Services, Printing	0	1,000	1,000	1,000
52236 Advertising	3,248	4,300	4,300	4,300
52300 Employee Travel & Training	458	0	2,000	0
52305 Professional Certifications	628	1,500	1,500	1,500
52920 Special Events	1,770	4,500	2,500	4,500
52944 Memberships, Dues & Pubs	0	375	375	375
52984 Boards & Committees	0	250	250	250
53155 Employee Parking	6,500	7,500	7,500	9,000
<i>Operating</i>	238,321	59,675	59,425	61,175
<b>Total Expenditures</b>	686,432	519,166	518,916	592,014
<b>Total Planning &amp; Sustainability</b>	-686,432	-519,166	-518,916	-592,014

**CITY OF CHARLESTON**  
**2022 DRAFT GENERAL FUND EXPENDITURE BUDGET**

As of: 12/31/2021

Division/Object	2020 Prior YR Actuals	2021 Approved Budget	2021 Amended Budget	2022 Draft Budget
<b>500000 - Cultural Affairs</b>				
51100 Salaries, Full-Time Employees	368,798	424,737	356,737	421,815
51125 Salaries, Seasonal Employees	0	18,720	18,720	5,760
51145 Overtime	706	0	0	0
<i>Personnel Services</i>	369,504	443,457	375,457	427,575
51200 Healthcare	71,380	91,841	91,841	94,788
51205 Emp Healthcare Contributions	-13,398	-15,207	-15,207	-15,363
51215 Employee Life Insurance	504	433	433	430
51220 Disability Insurance	1,530	1,627	1,627	1,616
51225 Social Security	26,446	33,924	33,924	32,709
51230 SC Regular Retirement	57,280	70,336	70,336	71,962
51235 SC Police Retirement	0	1,924	1,924	0
51245 Unemployment Compensation	344	200	200	192
<i>Fringe Benefits</i>	144,086	185,078	185,078	186,334
52000 Supplies, Office	982	3,000	2,000	2,000
52002 Postage	235	1,500	1,000	1,000
52016 Supplies, Printing & Copying	181	1,000	1,000	1,000
52040 Supplies, Hospitality	0	200	200	200
52200 Bank Service Charges	393	0	0	0
52206 Services, Prof & Contr	207	2,500	2,500	2,500
52222 Services, Printing	0	300	300	300
52505 Leases, Vendor	267	2,000	2,000	2,000
52510 Rents, Space Cost	5,747	3,120	3,120	3,120
52940 Contingencies	0	750	750	750
52944 Memberships, Dues & Pubs	29	400	400	400
53155 Employee Parking	9,875	12,000	12,000	12,000
<i>Operating</i>	17,916	26,770	25,270	25,270
<b>Total Expenditures</b>	531,506	655,305	585,805	639,179
<b>Total Cultural Affairs</b>	-531,506	-655,305	-585,805	-639,179

**CITY OF CHARLESTON**  
**2022 DRAFT GENERAL FUND EXPENDITURE BUDGET**

As of: 12/31/2021

Division/Object	2020 Prior YR Actuals	2021 Approved Budget	2021 Amended Budget	2022 Draft Budget
<b>500200 - West Ashley Farmers Market</b>				
51105 Salaries, Part-Time Employees	0	6,000	6,000	6,000
51120 Salaries, Sworn Employees	0	5,000	5,000	5,000
51125 Salaries, Seasonal Employees	0	10,000	10,000	10,000
<i>Personnel Services</i>	0	21,000	21,000	21,000
51215 Employee Life Insurance	0	5	5	5
51220 Disability Insurance	0	19	19	19
51225 Social Security	0	1,607	1,607	1,607
51230 SC Regular Retirement	0	994	994	1,024
51235 SC Police Retirement	0	0	0	1,974
51245 Unemployment Compensation	0	9	9	9
<i>Fringe Benefits</i>	0	2,634	2,634	4,638
52040 Supplies, Hospitality	0	100	100	100
52206 Services, Prof & Contr	26,677	7,250	7,250	7,250
52220 Graphic Design	560	1,250	1,250	1,250
52222 Services, Printing	1,538	2,000	2,000	2,000
52228 Fees, Artistic Performers	0	9,000	9,000	9,000
52236 Advertising	600	4,000	4,000	4,000
52500 Leases, Equipment	-332	8,000	8,000	8,000
52700 Equipment, Non-Capital	0	4,000	4,000	4,000
52914 Taxes	4	0	0	0
<i>Operating</i>	29,047	35,600	35,600	35,600
<b>Total Expenditures</b>	29,047	59,234	59,234	61,238
<b>Total West Ashley Farmers Market</b>	-29,047	-59,234	-59,234	-61,238

**CITY OF CHARLESTON**  
**2022 DRAFT GENERAL FUND EXPENDITURE BUDGET**

As of: 12/31/2021

Division/Object	2020 Prior YR Actuals	2021 Approved Budget	2021 Amended Budget	2022 Draft Budget
<b>500500 - Cannon St. Arts Center</b>				
52000 Supplies, Office	23	0	0	0
52014 Supplies, Cleaning & Janitoria	131	0	0	0
52100 Water	2,651	4,300	4,300	4,300
52110 Electricity	7,286	8,500	8,500	8,500
52120 Heating & Fuel Oil	1,268	1,500	1,500	1,500
52125 Telephone	0	2,256	2,256	2,256
52206 Services, Prof & Contr	4,160	10,160	10,160	10,160
52236 Advertising	2,500	0	0	0
52510 Rents, Space Cost	311,664	317,181	317,181	323,076
<i>Operating</i>	<u>329,683</u>	<u>343,897</u>	<u>343,897</u>	<u>349,792</u>
<b>Total Expenditures</b>	<u>329,683</u>	<u>343,897</u>	<u>343,897</u>	<u>349,792</u>
<b>Total Cannon St. Arts Center</b>	<u>-329,683</u>	<u>-343,897</u>	<u>-343,897</u>	<u>-349,792</u>

**CITY OF CHARLESTON**  
**2022 DRAFT GENERAL FUND EXPENDITURE BUDGET**

As of: 12/31/2021

Division/Object	2020 Prior YR Actuals	2021 Approved Budget	2021 Amended Budget	2022 Draft Budget
<b>510000 - Recreation Administration</b>				
51100 Salaries, Full-Time Employees	248,979	244,533	244,533	257,378
51145 Overtime	615	0	0	0
<i>Personnel Services</i>	<u>249,594</u>	<u>244,533</u>	<u>244,533</u>	<u>257,378</u>
51200 Healthcare	43,926	45,921	45,921	47,340
51205 Emp Healthcare Contributions	-8,245	-7,603	-7,603	-7,681
51215 Employee Life Insurance	310	249	249	263
51220 Disability Insurance	941	937	937	986
51225 Social Security	17,724	18,707	18,707	19,689
51230 SC Regular Retirement	37,496	40,495	40,495	43,909
51245 Unemployment Compensation	212	110	110	116
51275 Employee Wellness Program	243	0	0	0
<i>Fringe Benefits</i>	<u>92,607</u>	<u>98,816</u>	<u>98,816</u>	<u>104,622</u>
52000 Supplies, Office	1,878	500	500	500
52002 Postage	444	600	600	600
52018 Supplies, Medical & Laboratory	252	250	250	250
52036 Supplies, Specialized Dept	30	370	370	370
52100 Water	3,178	4,800	4,800	4,800
52110 Electricity	5,983	8,300	8,300	8,300
52120 Heating & Fuel Oil	21	1,200	1,200	1,200
52200 Bank Service Charges	16,036	17,000	17,000	17,000
52206 Services, Prof & Contr	41,021	56,000	56,000	56,000
52505 Leases, Vendor	3,697	4,000	4,000	4,000
52940 Contingencies	0	15,000	14,305	15,000
52944 Memberships, Dues & Pubs	875	1,450	1,450	1,450
<i>Operating</i>	<u>73,415</u>	<u>109,470</u>	<u>108,775</u>	<u>109,470</u>
<b>Total Expenditures</b>	<u>415,616</u>	<u>452,819</u>	<u>452,124</u>	<u>471,470</u>
<b>Total Recreation Administration</b>	<u>-415,616</u>	<u>-452,819</u>	<u>-452,124</u>	<u>-471,470</u>



**CITY OF CHARLESTON**  
**2022 DRAFT GENERAL FUND EXPENDITURE BUDGET**

As of: 12/31/2021

Division/Object	2020 Prior YR Actuals	2021 Approved Budget	2021 Amended Budget	2022 Draft Budget
<b>511000 - Recreation Athletics</b>				
51100 Salaries, Full-Time Employees	382,939	407,603	407,603	408,550
51105 Salaries, Part-Time Employees	164,360	200,000	200,000	205,000
51120 Salaries, Sworn Employees	0	15,400	15,400	15,400
51145 Overtime	3,049	0	0	0
<i>Personnel Services</i>	<u>550,348</u>	<u>623,003</u>	<u>623,003</u>	<u>628,950</u>
51200 Healthcare	82,362	103,321	103,321	106,636
51205 Emp Healthcare Contributions	-15,459	-17,107	-17,107	-17,283
51215 Employee Life Insurance	582	443	443	432
51220 Disability Insurance	1,765	1,665	1,665	1,624
51225 Social Security	40,951	48,559	48,559	48,115
51230 SC Regular Retirement	84,602	102,565	102,565	104,672
51235 SC Police Retirement	0	5,926	5,926	6,080
51245 Unemployment Compensation	397	286	286	283
51275 Employee Wellness Program	361	0	0	0
<i>Fringe Benefits</i>	<u>195,561</u>	<u>245,658</u>	<u>245,658</u>	<u>250,559</u>
52008 Uniforms & Protective Clothing	328	0	0	0
<i>Operating</i>	<u>328</u>	<u>0</u>	<u>0</u>	<u>0</u>
<b>Total Expenditures</b>	<u>746,237</u>	<u>868,661</u>	<u>868,661</u>	<u>879,509</u>
<b>Total Recreation Athletics</b>	<u>-746,237</u>	<u>-868,661</u>	<u>-868,661</u>	<u>-879,509</u>

**CITY OF CHARLESTON**  
**2022 DRAFT GENERAL FUND EXPENDITURE BUDGET**

As of: 12/31/2021

Division/Object	2020 Prior YR Actuals	2021 Approved Budget	2021 Amended Budget	2022 Draft Budget
<b>511200 - Youth Sports</b>				
52000 Supplies, Office	511	750	750	750
52008 Uniforms & Protective Clothing	149,398	195,500	190,000	190,000
52014 Supplies, Cleaning & Janitoria	1,979	100	100	100
52016 Supplies, Printing & Copying	13	0	0	0
52020 Signs	1,901	3,000	3,000	3,000
52036 Supplies, Specialized Dept	12,310	5,000	5,000	5,000
52048 CR-General Merchandise	6	0	0	0
52200 Bank Service Charges	2,273	4,000	4,000	4,000
52206 Services, Prof & Contr	84,247	129,905	129,905	129,905
52300 Employee Travel & Training	250	0	0	0
52310 Transportation Allowance	1,988	3,600	3,600	3,600
52500 Leases, Equipment	287	0	0	0
52510 Rents, Space Cost	1,368	0	0	0
52605 Insurance, Sports	-330	0	0	0
52705 Equipment, Non-Capital Rec	22,440	17,304	15,000	15,000
52920 Special Events	220	1,000	1,000	1,000
52926 Tournaments	7,284	5,000	3,536	3,536
52944 Memberships, Dues & Pubs	166	3,000	3,000	3,000
52960 Day Camps	30	0	0	0
53157 Awards	5,565	8,000	8,000	8,000
<i>Operating</i>	291,906	376,159	366,891	366,891
<b>Total Expenditures</b>	291,906	376,159	366,891	366,891
<b>Total Youth Sports</b>	-291,906	-376,159	-366,891	-366,891

**CITY OF CHARLESTON**  
**2022 DRAFT GENERAL FUND EXPENDITURE BUDGET**

As of: 12/31/2021

Division/Object	2020 Prior YR Actuals	2021 Approved Budget	2021 Amended Budget	2022 Draft Budget
<b>511201 - FCC Community Outreach</b>				
52705 Equipment, Non-Capital Rec	3,461	10,000	10,000	10,000
<i>Operating</i>	3,461	10,000	10,000	10,000
<b>Total Expenditures</b>	3,461	10,000	10,000	10,000
<b>Total FCC Community Outreach</b>	-3,461	-10,000	-10,000	-10,000

**CITY OF CHARLESTON**  
**2022 DRAFT GENERAL FUND EXPENDITURE BUDGET**

As of: 12/31/2021

Division/Object	2020 Prior YR Actuals	2021 Approved Budget	2021 Amended Budget	2022 Draft Budget
<b>511300 - Adult Sports</b>				
52000 Supplies, Office	0	130	130	130
52006 Small Hand Tools	69	50	50	50
52008 Uniforms & Protective Clothing	943	1,750	1,750	1,750
52036 Supplies, Specialized Dept	68	1,100	1,100	1,100
52052 Supplies, Painting & Marking	19	150	150	150
52206 Services, Prof & Contr	7,072	25,000	25,000	25,000
52705 Equipment, Non-Capital Rec	0	750	750	750
53157 Awards	2,827	5,000	5,000	5,000
<i>Operating</i>	10,998	33,930	33,930	33,930
<b>Total Expenditures</b>	10,998	33,930	33,930	33,930
<b>Total Adult Sports</b>	-10,998	-33,930	-33,930	-33,930

**CITY OF CHARLESTON**  
**2022 DRAFT GENERAL FUND EXPENDITURE BUDGET**

As of: 12/31/2021

Division/Object	2020 Prior YR Actuals	2021 Approved Budget	2021 Amended Budget	2022 Draft Budget
<b>513000 - Recreation Programs</b>				
51100 Salaries, Full-Time Employees	322,116	331,733	331,733	324,020
51105 Salaries, Part-Time Employees	397,087	452,529	452,529	465,200
51110 Salaries, Temporary Employees	18,918	0	0	0
51125 Salaries, Seasonal Employees	24,403	44,842	44,842	37,440
51145 Overtime	5,198	0	0	0
<i>Personnel Services</i>	<u>767,722</u>	<u>829,104</u>	<u>829,104</u>	<u>826,660</u>
51200 Healthcare	93,344	91,841	91,841	106,636
51205 Emp Healthcare Contributions	-17,520	-15,206	-15,206	-17,283
51215 Employee Life Insurance	659	338	338	331
51220 Disability Insurance	2,000	1,271	1,271	1,241
51225 Social Security	56,628	63,426	63,426	63,239
51230 SC Regular Retirement	115,584	129,874	129,874	134,641
51245 Unemployment Compensation	450	373	373	372
<i>Fringe Benefits</i>	<u>251,145</u>	<u>271,917</u>	<u>271,917</u>	<u>289,177</u>
52000 Supplies, Office	-60	575	575	575
52008 Uniforms & Protective Clothing	1,733	1,000	1,000	1,000
52016 Supplies, Printing & Copying	10,711	13,000	13,000	13,000
52036 Supplies, Specialized Dept	964	1,500	1,500	1,500
52100 Water	43,440	44,000	44,000	44,000
52110 Electricity	34,340	34,000	34,000	34,000
52115 Street Lights(Electricity)	1,633	3,500	3,500	3,500
52120 Heating & Fuel Oil	0	50,000	50,000	50,000
52206 Services, Prof & Contr	4,225	7,000	7,000	7,000
52300 Employee Travel & Training	1,376	0	0	0
52310 Transportation Allowance	411	0	0	0
52705 Equipment, Non-Capital Rec	0	250	250	250
52920 Special Events	11,861	7,000	7,000	7,000
52944 Memberships, Dues & Pubs	0	65	65	65
52960 Day Camps	220	0	0	0
<i>Operating</i>	<u>110,854</u>	<u>161,890</u>	<u>161,890</u>	<u>161,890</u>
<b>Total Expenditures</b>	<u>1,129,721</u>	<u>1,262,911</u>	<u>1,262,911</u>	<u>1,277,727</u>
<b>Total Recreation Programs</b>	<u>-1,129,721</u>	<u>-1,262,911</u>	<u>-1,262,911</u>	<u>-1,277,727</u>

**CITY OF CHARLESTON**  
**2022 DRAFT GENERAL FUND EXPENDITURE BUDGET**

As of: 12/31/2021

Division/Object	2020 Prior YR Actuals	2021 Approved Budget	2021 Amended Budget	2022 Draft Budget
<b>513100 - Environmental Programs</b>				
52000 Supplies, Office	241	300	300	300
52008 Uniforms & Protective Clothing	53	180	180	180
52014 Supplies, Cleaning & Janitoria	0	45	45	270
52036 Supplies, Specialized Dept	1,268	1,500	1,500	1,500
52206 Services, Prof & Contr	432	1,050	1,050	1,050
52300 Employee Travel & Training	0	225	225	225
52310 Transportation Allowance	0	50	50	50
52705 Equipment, Non-Capital Rec	42	500	500	500
52920 Special Events	4	0	0	0
52948 Care of Animals	357	950	950	950
52960 Day Camps	939	1,200	1,200	1,200
<i>Operating</i>	<u>3,336</u>	<u>6,000</u>	<u>6,000</u>	<u>6,225</u>
<b>Total Expenditures</b>	<u>3,336</u>	<u>6,000</u>	<u>6,000</u>	<u>6,225</u>
<b>Total Environmental Programs</b>	<u>-3,336</u>	<u>-6,000</u>	<u>-6,000</u>	<u>-6,225</u>

**CITY OF CHARLESTON**  
**2022 DRAFT GENERAL FUND EXPENDITURE BUDGET**

As of: 12/31/2021

Division/Object	2020 Prior YR Actuals	2021 Approved Budget	2021 Amended Budget	2022 Draft Budget
<b>513300 - Playground Programs</b>				
52000 Supplies, Office	29	150	150	150
52014 Supplies, Cleaning & Janitoria	430	500	500	500
52016 Supplies, Printing & Copying	256	220	220	220
52018 Supplies, Medical & Laboratory	30	0	0	0
52036 Supplies, Specialized Dept	1,156	1,900	1,900	1,900
52206 Services, Prof & Contr	13,814	35,000	35,000	35,000
52310 Transportation Allowance	54	0	0	0
52705 Equipment, Non-Capital Rec	182	500	500	500
52920 Special Events	1,642	2,600	2,600	2,600
52960 Day Camps	1,313	2,000	2,000	2,000
53157 Awards	0	15	15	15
<i>Operating</i>	<u>18,906</u>	<u>42,885</u>	<u>42,885</u>	<u>42,885</u>
<b>Total Expenditures</b>	<u>18,906</u>	<u>42,885</u>	<u>42,885</u>	<u>42,885</u>
<b>Total Playground Programs</b>	<u>-18,906</u>	<u>-42,885</u>	<u>-42,885</u>	<u>-42,885</u>

**CITY OF CHARLESTON**  
**2022 DRAFT GENERAL FUND EXPENDITURE BUDGET**

As of: 12/31/2021

Division/Object	2020 Prior YR Actuals	2021 Approved Budget	2021 Amended Budget	2022 Draft Budget
<b>513400 - Community Programs</b>				
52000 Supplies, Office	2,831	680	680	680
52006 Small Hand Tools	124	0	0	0
52014 Supplies, Cleaning & Janitoria	7,213	5,000	5,000	5,000
52018 Supplies, Medical & Laboratory	90	0	0	0
52036 Supplies, Specialized Dept	2,775	3,240	3,240	3,240
52300 Employee Travel & Training	90	0	0	0
52705 Equipment, Non-Capital Rec	6,278	7,000	7,000	7,000
52920 Special Events	1,208	2,020	2,020	2,020
52960 Day Camps	5,665	3,240	3,240	3,240
<i>Operating</i>	<u>26,274</u>	<u>21,180</u>	<u>21,180</u>	<u>21,180</u>
<b>Total Expenditures</b>	<u>26,274</u>	<u>21,180</u>	<u>21,180</u>	<u>21,180</u>
<b>Total Community Programs</b>	<u>-26,274</u>	<u>-21,180</u>	<u>-21,180</u>	<u>-21,180</u>



**CITY OF CHARLESTON**  
**2022 DRAFT GENERAL FUND EXPENDITURE BUDGET**

As of: 12/31/2021

Division/Object	2020 Prior YR Actuals	2021 Approved Budget	2021 Amended Budget	2022 Draft Budget
<b>515000 - Recreation Facilities</b>				
51100 Salaries, Full-Time Employees	76,314	75,301	75,301	75,301
51105 Salaries, Part-Time Employees	6,026	36,853	36,853	36,853
<i>Personnel Services</i>	82,340	112,154	112,154	112,154
51200 Healthcare	10,982	11,480	11,480	11,848
51205 Emp Healthcare Contributions	-2,061	-1,901	-1,901	-1,920
51215 Employee Life Insurance	78	77	77	77
51220 Disability Insurance	235	288	288	288
51225 Social Security	6,182	8,580	8,580	8,580
51230 SC Regular Retirement	12,812	18,573	18,573	19,133
51245 Unemployment Compensation	53	50	50	50
<i>Fringe Benefits</i>	28,281	37,147	37,147	38,056
52000 Supplies, Office	162	220	220	220
52008 Uniforms & Protective Clothing	0	50	50	50
52014 Supplies, Cleaning & Janitoria	26	25	25	25
52036 Supplies, Specialized Dept	185	500	500	500
52405 Repairs, Equipment	153	130	130	130
52705 Equipment, Non-Capital Rec	261	500	1,195	500
52944 Memberships, Dues & Pubs	0	65	65	65
<i>Operating</i>	787	1,490	2,185	1,490
<b>Total Expenditures</b>	111,408	150,791	151,486	151,700
<b>Total Recreation Facilities</b>	-111,408	-150,791	-151,486	-151,700

**CITY OF CHARLESTON**  
**2022 DRAFT GENERAL FUND EXPENDITURE BUDGET**

As of: 12/31/2021

Division/Object	2020 Prior YR Actuals	2021 Approved Budget	2021 Amended Budget	2022 Draft Budget
<b>515010 - JIRC</b>				
51100 Salaries, Full-Time Employees	189,110	186,060	186,060	184,200
51105 Salaries, Part-Time Employees	75,534	82,008	82,008	82,100
51125 Salaries, Seasonal Employees	19,021	36,877	36,877	36,550
51145 Overtime	251	0	0	0
<i>Personnel Services</i>	<u>283,916</u>	<u>304,945</u>	<u>304,945</u>	<u>302,850</u>
51200 Healthcare	49,417	57,401	57,401	59,242
51205 Emp Healthcare Contributions	-9,275	-9,504	-9,504	-9,602
51215 Employee Life Insurance	349	191	191	188
51220 Disability Insurance	1,059	718	718	705
51225 Social Security	20,526	23,444	23,444	23,168
51230 SC Regular Retirement	42,366	44,642	44,642	45,431
51245 Unemployment Compensation	238	138	138	136
51275 Employee Wellness Program	80	0	0	0
<i>Fringe Benefits</i>	<u>104,760</u>	<u>117,030</u>	<u>117,030</u>	<u>119,268</u>
52000 Supplies, Office	777	1,200	1,200	1,200
52004 Tickets, Licenses & Permits	635	165	165	165
52006 Small Hand Tools	0	400	400	400
52008 Uniforms & Protective Clothing	763	800	800	800
52014 Supplies, Cleaning & Janitoria	2,914	4,000	4,000	4,000
52016 Supplies, Printing & Copying	0	600	600	600
52018 Supplies, Medical & Laboratory	0	200	200	200
52036 Supplies, Specialized Dept	2,647	3,500	3,500	3,500
52048 CR-General Merchandise	7,581	14,000	14,000	14,000
52100 Water	31,133	25,000	25,000	25,000
52110 Electricity	31,823	48,000	48,000	48,000
52120 Heating & Fuel Oil	407	750	750	750
52206 Services, Prof & Contr	26,745	40,000	40,000	40,000
52310 Transportation Allowance	1,540	600	600	600
52500 Leases, Equipment	474	0	0	0
52505 Leases, Vendor	1,454	2,800	2,800	2,800
52705 Equipment, Non-Capital Rec	9,552	4,500	4,500	4,500
52914 Taxes	647	2,750	2,750	2,750
52920 Special Events	0	190	190	190
52944 Memberships, Dues & Pubs	0	200	200	200
52960 Day Camps	4,134	2,500	2,500	2,500
<i>Operating</i>	<u>123,226</u>	<u>152,155</u>	<u>152,155</u>	<u>152,155</u>
<b>Total Expenditures</b>	<u>511,902</u>	<u>574,130</u>	<u>574,130</u>	<u>574,273</u>
<b>Total JIRC</b>	<u>-511,902</u>	<u>-574,130</u>	<u>-574,130</u>	<u>-574,273</u>

**CITY OF CHARLESTON**  
**2022 DRAFT GENERAL FUND EXPENDITURE BUDGET**

As of: 12/31/2021

Division/Object	2020 Prior YR Actuals	2021 Approved Budget	2021 Amended Budget	2022 Draft Budget
<b>515020 - St.Julian Devine</b>				
51100 Salaries, Full-Time Employees	73,796	72,684	72,684	70,000
51105 Salaries, Part-Time Employees	25,397	72,929	72,929	84,000
51125 Salaries, Seasonal Employees	10,972	26,000	26,000	15,600
51145 Overtime	704	0	0	0
<i>Personnel Services</i>	110,869	171,613	171,613	169,600
51200 Healthcare	21,963	22,960	22,960	23,697
51205 Emp Healthcare Contributions	-4,122	-3,802	-3,802	-3,841
51215 Employee Life Insurance	155	74	74	71
51220 Disability Insurance	471	278	278	268
51225 Social Security	8,368	13,128	13,128	12,974
51230 SC Regular Retirement	16,220	24,114	24,114	26,272
51245 Unemployment Compensation	106	77	77	76
51275 Employee Wellness Program	20	0	0	0
<i>Fringe Benefits</i>	43,181	56,829	56,829	59,517
52000 Supplies, Office	24	125	125	125
52006 Small Hand Tools	0	25	25	25
52008 Uniforms & Protective Clothing	0	125	125	125
52014 Supplies, Cleaning & Janitoria	1,022	100	100	100
52018 Supplies, Medical & Laboratory	30	50	50	50
52036 Supplies, Specialized Dept	543	1,660	460	1,660
52100 Water	1,860	2,000	2,000	2,000
52110 Electricity	17,016	20,000	20,000	20,000
52206 Services, Prof & Contr	3,202	3,000	3,000	3,000
52300 Employee Travel & Training	87	0	0	0
52302 Travel & Training	261	0	0	0
52505 Leases, Vendor	567	1,100	1,100	1,100
52705 Equipment, Non-Capital Rec	3,404	1,400	1,400	1,400
52920 Special Events	1,430	500	500	500
52960 Day Camps	572	3,000	3,000	3,000
<i>Operating</i>	30,018	33,085	31,885	33,085
<b>Total Expenditures</b>	184,068	261,527	260,327	262,202
<b>Total St.Julian Devine</b>	-184,068	-261,527	-260,327	-262,202

**CITY OF CHARLESTON**  
**2022 DRAFT GENERAL FUND EXPENDITURE BUDGET**

As of: 12/31/2021

Division/Object	2020 Prior YR Actuals	2021 Approved Budget	2021 Amended Budget	2022 Draft Budget
<b>515025 - Bees Landing Rec Center</b>				
51100 Salaries, Full-Time Employees	120,404	176,553	152,053	177,000
51105 Salaries, Part-Time Employees	145,351	159,951	159,951	159,600
51125 Salaries, Seasonal Employees	24,237	48,599	48,599	49,750
<i>Personnel Services</i>	289,992	385,103	360,603	386,350
51200 Healthcare	54,908	57,401	57,401	59,242
51205 Emp Healthcare Contributions	-10,306	-9,504	-9,504	-9,602
51215 Employee Life Insurance	388	180	180	181
51220 Disability Insurance	1,177	676	676	678
51225 Social Security	21,765	29,460	29,460	29,556
51230 SC Regular Retirement	42,457	55,725	55,725	57,424
51245 Unemployment Compensation	265	173	173	174
51275 Employee Wellness Program	108	0	0	0
<i>Fringe Benefits</i>	110,762	134,111	134,111	137,653
52000 Supplies, Office	294	400	400	400
52004 Tickets, Licenses & Permits	302	140	140	140
52006 Small Hand Tools	507	550	550	550
52008 Uniforms & Protective Clothing	0	400	400	400
52014 Supplies, Cleaning & Janitoria	3,141	3,700	3,700	3,700
52016 Supplies, Printing & Copying	0	100	100	100
52018 Supplies, Medical & Laboratory	0	125	125	125
52036 Supplies, Specialized Dept	4,414	6,000	6,000	6,000
52048 CR-General Merchandise	7,635	18,000	18,000	18,000
52100 Water	4,474	4,000	4,000	4,000
52110 Electricity	26,395	35,000	35,000	35,000
52206 Services, Prof & Contr	13,276	45,000	45,000	45,000
52310 Transportation Allowance	770	900	900	900
52405 Repairs, Equipment	186	200	200	200
52500 Leases, Equipment	0	500	500	500
52505 Leases, Vendor	1,800	4,450	4,450	4,450
52705 Equipment, Non-Capital Rec	13	15,000	12,000	12,000
52914 Taxes	773	2,200	2,200	2,200
52920 Special Events	1,088	3,250	3,250	3,250
52944 Memberships, Dues & Pubs	30	0	0	0
52960 Day Camps	3,597	4,000	4,000	4,000
53160 Vacation Pay	804	0	0	0
<i>Operating</i>	69,499	143,915	140,915	140,915
<b>Total Expenditures</b>	470,253	663,129	635,629	664,918
<b>Total Bees Landing Rec Center</b>	-470,253	-663,129	-635,629	-664,918

**CITY OF CHARLESTON**  
**2022 DRAFT GENERAL FUND EXPENDITURE BUDGET**

As of: 12/31/2021

Division/Object	2020 Prior YR Actuals	2021 Approved Budget	2021 Amended Budget	2022 Draft Budget
<b>515030 - Arthur Christopher Comm Ctr</b>				
51100 Salaries, Full-Time Employees	101,971	125,018	103,018	124,000
51105 Salaries, Part-Time Employees	48,006	75,005	75,005	74,600
51125 Salaries, Seasonal Employees	17,759	27,040	27,040	27,200
51145 Overtime	508	0	0	0
<i>Personnel Services</i>	<u>168,244</u>	<u>227,063</u>	<u>205,063</u>	<u>225,800</u>
51200 Healthcare	32,945	45,920	45,920	47,394
51205 Emp Healthcare Contributions	-6,184	-7,603	-7,603	-7,681
51215 Employee Life Insurance	233	130	130	126
51220 Disability Insurance	706	486	486	475
51225 Social Security	12,668	17,523	17,523	17,274
51230 SC Regular Retirement	24,397	33,455	33,455	33,881
51245 Unemployment Compensation	159	103	103	102
51275 Employee Wellness Program	20	0	0	0
<i>Fringe Benefits</i>	<u>64,944</u>	<u>90,014</u>	<u>90,014</u>	<u>91,571</u>
52000 Supplies, Office	419	850	850	850
52004 Tickets, Licenses & Permits	0	30	30	30
52006 Small Hand Tools	0	50	50	50
52008 Uniforms & Protective Clothing	0	1,000	1,000	1,000
52014 Supplies, Cleaning & Janitoria	3,200	3,530	3,530	3,530
52018 Supplies, Medical & Laboratory	179	500	500	500
52036 Supplies, Specialized Dept	992	1,150	1,150	1,150
52048 CR-General Merchandise	4,254	3,000	3,000	3,000
52100 Water	1,434	2,100	2,100	2,100
52110 Electricity	43,831	48,000	48,000	48,000
52120 Heating & Fuel Oil	15,676	13,000	13,000	13,000
52206 Services, Prof & Contr	53,277	45,449	45,449	45,927
52505 Leases, Vendor	769	1,385	1,385	1,676
52705 Equipment, Non-Capital Rec	1,362	4,000	4,000	4,000
52914 Taxes	391	0	0	0
52920 Special Events	325	0	0	0
52960 Day Camps	1,831	2,000	2,000	2,000
53157 Awards	0	500	500	500
<i>Operating</i>	<u>127,940</u>	<u>126,544</u>	<u>126,544</u>	<u>127,313</u>
<b>Total Expenditures</b>	<u>361,128</u>	<u>443,621</u>	<u>421,621</u>	<u>444,684</u>
<b>Total Arthur Christopher Comm Ctr</b>	<u>-361,128</u>	<u>-443,621</u>	<u>-421,621</u>	<u>-444,684</u>

**CITY OF CHARLESTON**  
**2022 DRAFT GENERAL FUND EXPENDITURE BUDGET**

As of: 12/31/2021

Division/Object	2020 Prior YR Actuals	2021 Approved Budget	2021 Amended Budget	2022 Draft Budget
<b>515035 - Shaw Community Center</b>				
51100 Salaries, Full-Time Employees	68,634	67,931	67,931	67,931
51105 Salaries, Part-Time Employees	40,294	60,696	60,696	60,000
51125 Salaries, Seasonal Employees	8,099	15,600	15,600	15,600
51145 Overtime	213	0	0	0
<i>Personnel Services</i>	117,240	144,227	144,227	143,531
51200 Healthcare	21,963	22,960	22,960	23,697
51205 Emp Healthcare Contributions	-4,122	-3,802	-3,802	-3,841
51215 Employee Life Insurance	155	69	69	69
51220 Disability Insurance	471	260	260	260
51225 Social Security	8,715	11,033	11,033	10,980
51230 SC Regular Retirement	18,097	21,301	21,301	21,825
51245 Unemployment Compensation	106	65	65	65
<i>Fringe Benefits</i>	45,385	51,886	51,886	53,055
52000 Supplies, Office	64	250	250	250
52006 Small Hand Tools	0	50	50	50
52008 Uniforms & Protective Clothing	0	100	100	100
52014 Supplies, Cleaning & Janitoria	0	1,000	1,000	1,000
52016 Supplies, Printing & Copying	0	50	50	50
52018 Supplies, Medical & Laboratory	211	150	150	150
52036 Supplies, Specialized Dept	27	1,060	1,060	1,060
52100 Water	2,128	1,800	1,800	1,800
52206 Services, Prof & Contr	960	2,000	2,000	2,000
52505 Leases, Vendor	640	900	900	900
52705 Equipment, Non-Capital Rec	1,914	2,500	2,500	2,500
52920 Special Events	526	350	350	350
<i>Operating</i>	6,470	10,210	10,210	10,210
<b>Total Expenditures</b>	169,095	206,323	206,323	206,796
<b>Total Shaw Community Center</b>	-169,095	-206,323	-206,323	-206,796

**CITY OF CHARLESTON**  
**2022 DRAFT GENERAL FUND EXPENDITURE BUDGET**

As of: 12/31/2021

Division/Object	2020 Prior YR Actuals	2021 Approved Budget	2021 Amended Budget	2022 Draft Budget
<b>515040 - West Ashley Park</b>				
52100 Water	2,640	2,500	2,500	2,500
52110 Electricity	20,510	22,000	22,000	22,000
52120 Heating & Fuel Oil	1,068	1,500	1,500	1,500
<i>Operating</i>	<u>24,218</u>	<u>26,000</u>	<u>26,000</u>	<u>26,000</u>
<b>Total Expenditures</b>	<u>24,218</u>	<u>26,000</u>	<u>26,000</u>	<u>26,000</u>
<b>Total West Ashley Park</b>	<u>-24,218</u>	<u>-26,000</u>	<u>-26,000</u>	<u>-26,000</u>

**CITY OF CHARLESTON**  
**2022 DRAFT GENERAL FUND EXPENDITURE BUDGET**

As of: 12/31/2021

Division/Object	2020 Prior YR Actuals	2021 Approved Budget	2021 Amended Budget	2022 Draft Budget
<b>515045 - Daniel Island Programs</b>				
51100 Salaries, Full-Time Employees	73,277	156,122	144,122	240,600
51105 Salaries, Part-Time Employees	20,649	163,745	163,745	252,070
51125 Salaries, Seasonal Employees	0	24,049	24,049	46,070
51145 Overtime	841	0	0	0
<i>Personnel Services</i>	94,767	343,916	331,916	538,740
51200 Healthcare	21,963	50,650	50,650	82,939
51205 Emp Healthcare Contributions	-4,122	-8,483	-8,483	-13,442
51215 Employee Life Insurance	155	161	161	245
51220 Disability Insurance	471	606	606	921
51225 Social Security	7,107	26,506	26,506	41,214
51230 SC Regular Retirement	14,727	53,022	53,022	84,050
51245 Unemployment Compensation	106	156	156	242
51275 Employee Wellness Program	40	0	0	0
<i>Fringe Benefits</i>	40,447	122,618	122,618	196,169
52000 Supplies, Office	254	1,800	1,800	1,800
52004 Tickets, Licenses & Permits	101	480	480	480
52008 Uniforms & Protective Clothing	0	500	500	500
52014 Supplies, Cleaning & Janitoria	484	4,100	3,100	4,000
52018 Supplies, Medical & Laboratory	26	500	500	200
52020 Signs	0	250	250	0
52036 Supplies, Specialized Dept	519	41,368	39,368	15,000
52048 CR-General Merchandise	1,317	12,250	12,250	12,250
52100 Water	1,238	2,898	2,898	4,600
52110 Electricity	0	31,000	31,000	37,000
52206 Services, Prof & Contr	24,543	40,500	40,500	40,500
52310 Transportation Allowance	0	375	375	375
52405 Repairs, Equipment	0	50	50	50
52500 Leases, Equipment	0	250	250	250
52505 Leases, Vendor	364	3,500	3,500	3,500
52705 Equipment, Non-Capital Rec	352	25,415	24,415	15,000
52914 Taxes	316	2,100	2,100	3,200
52920 Special Events	-29	3,350	2,350	2,350
52960 Day Camps	0	2,500	2,500	2,500
<i>Operating</i>	29,485	173,186	168,186	143,555
<b>Total Expenditures</b>	164,699	639,720	622,720	878,464
<b>Total Daniel Island Programs</b>	-164,699	-639,720	-622,720	-878,464



**CITY OF CHARLESTON**  
**2022 DRAFT GENERAL FUND EXPENDITURE BUDGET**

As of: 12/31/2021

Division/Object	2020 Prior YR Actuals	2021 Approved Budget	2021 Amended Budget	2022 Draft Budget
<b>516000 - Aquatics</b>				
51100 Salaries, Full-Time Employees	508,254	546,915	538,415	568,800
51105 Salaries, Part-Time Employees	410,012	371,002	371,002	433,159
51125 Salaries, Seasonal Employees	66,996	237,010	237,010	237,400
51145 Overtime	17,027	0	0	0
<i>Personnel Services</i>	1,002,289	1,154,927	1,146,427	1,239,359
51200 Healthcare	214,141	206,643	206,643	225,121
51205 Emp Healthcare Contributions	-40,193	-34,215	-34,215	-36,487
51215 Employee Life Insurance	1,512	588	588	581
51220 Disability Insurance	4,589	2,210	2,210	2,183
51225 Social Security	74,852	90,647	90,647	88,710
51230 SC Regular Retirement	147,586	157,705	157,705	157,329
51245 Unemployment Compensation	1,032	566	566	522
51275 Employee Wellness Program	140	0	0	0
<i>Fringe Benefits</i>	403,659	424,144	424,144	437,959
52000 Supplies, Office	528	470	470	470
52004 Tickets, Licenses & Permits	0	270	270	510
52006 Small Hand Tools	0	100	100	100
52008 Uniforms & Protective Clothing	3,714	3,000	3,000	3,000
52012 Supplies, Pool	8,318	8,750	8,750	12,000
52014 Supplies, Cleaning & Janitoria	3,765	4,275	4,275	4,775
52016 Supplies, Printing & Copying	16	0	0	0
52018 Supplies, Medical & Laboratory	2,242	2,000	2,000	2,000
52036 Supplies, Specialized Dept	22,023	30,000	30,000	32,000
52100 Water	25,436	30,920	30,920	35,000
52110 Electricity	55,877	74,100	74,100	90,000
52120 Heating & Fuel Oil	10,323	9,187	9,187	43,500
52206 Services, Prof & Contr	2,312	1,515	1,515	1,600
52300 Employee Travel & Training	2,565	750	750	750
52305 Professional Certifications	3,399	5,590	5,590	5,590
52310 Transportation Allowance	4,394	3,000	3,000	3,000
52405 Repairs, Equipment	548	1,300	1,300	1,300
52705 Equipment, Non-Capital Rec	9,797	2,000	2,000	2,000
52914 Taxes	15	0	0	0
52920 Special Events	93	0	0	0
52944 Memberships, Dues & Pubs	891	845	845	845
53154 CARTA Passes	171	150	150	150
<i>Operating</i>	156,427	178,222	178,222	238,590
<b>Total Expenditures</b>	1,562,375	1,757,293	1,748,793	1,915,908
<b>Total Aquatics</b>	-1,562,375	-1,757,293	-1,748,793	-1,915,908

**CITY OF CHARLESTON**  
**2022 DRAFT GENERAL FUND EXPENDITURE BUDGET**

As of: 12/31/2021

Division/Object	2020 Prior YR Actuals	2021 Approved Budget	2021 Amended Budget	2022 Draft Budget
<b>516010 - WL Stephens Pool</b>				
52200 Bank Service Charges	388	500	500	1,000
52914 Taxes	163	500	500	1,000
52954 Cash Over/Short	-13	0	0	0
<i>Operating</i>	<u>538</u>	<u>1,000</u>	<u>1,000</u>	<u>2,000</u>
<b>Total Expenditures</b>	<u>538</u>	<u>1,000</u>	<u>1,000</u>	<u>2,000</u>
<b>Total WL Stephens Pool</b>	<u>-538</u>	<u>-1,000</u>	<u>-1,000</u>	<u>-2,000</u>

**CITY OF CHARLESTON**  
**2022 DRAFT GENERAL FUND EXPENDITURE BUDGET**

As of: 12/31/2021

Division/Object	2020 Prior YR Actuals	2021 Approved Budget	2021 Amended Budget	2022 Draft Budget
<b>516020 - MLK Pool</b>				
52200 Bank Service Charges	219	1,000	1,000	1,000
52914 Taxes	508	1,000	1,000	1,000
52954 Cash Over/Short	14	0	0	0
<i>Operating</i>	<u>741</u>	<u>2,000</u>	<u>2,000</u>	<u>2,000</u>
<b>Total Expenditures</b>	<u>741</u>	<u>2,000</u>	<u>2,000</u>	<u>2,000</u>
<b>Total MLK Pool</b>	<u>-741</u>	<u>-2,000</u>	<u>-2,000</u>	<u>-2,000</u>

**CITY OF CHARLESTON**  
**2022 DRAFT GENERAL FUND EXPENDITURE BUDGET**

As of: 12/31/2021

Division/Object	2020 Prior YR Actuals	2021 Approved Budget	2021 Amended Budget	2022 Draft Budget
<b>516030 - Herbert Hasell Pool</b>				
52200 Bank Service Charges	0	1,000	1,000	1,000
52914 Taxes	304	200	200	200
52954 Cash Over/Short	12	0	0	0
<i>Operating</i>	<u>316</u>	<u>1,200</u>	<u>1,200</u>	<u>1,200</u>
<b>Total Expenditures</b>	<u>316</u>	<u>1,200</u>	<u>1,200</u>	<u>1,200</u>
<b>Total Herbert Hasell Pool</b>	<u>-316</u>	<u>-1,200</u>	<u>-1,200</u>	<u>-1,200</u>

**CITY OF CHARLESTON**  
**2022 DRAFT GENERAL FUND EXPENDITURE BUDGET**

As of: 12/31/2021

Division/Object	2020 Prior YR Actuals	2021 Approved Budget	2021 Amended Budget	2022 Draft Budget
<b>516035 - James Island Pool</b>				
52200 Bank Service Charges	0	1,000	1,000	1,000
52914 Taxes	225	750	750	750
52954 Cash Over/Short	12	0	0	0
<i>Operating</i>	<u>237</u>	<u>1,750</u>	<u>1,750</u>	<u>1,750</u>
<b>Total Expenditures</b>	<u>237</u>	<u>1,750</u>	<u>1,750</u>	<u>1,750</u>
<b>Total James Island Pool</b>	<u>-237</u>	<u>-1,750</u>	<u>-1,750</u>	<u>-1,750</u>

**CITY OF CHARLESTON**  
**2022 DRAFT GENERAL FUND EXPENDITURE BUDGET**

As of: 12/31/2021

Division/Object	2020 Prior YR Actuals	2021 Approved Budget	2021 Amended Budget	2022 Draft Budget
<b>516040 - Swim Team</b>				
52044 Supplies, Electrical & Plumbin	76	0	0	0
52300 Employee Travel & Training	13,000	20,000	20,000	20,000
52944 Memberships, Dues & Pubs	90	1,760	1,760	1,760
<i>Operating</i>	<u>13,166</u>	<u>21,760</u>	<u>21,760</u>	<u>21,760</u>
<b>Total Expenditures</b>	<u>13,166</u>	<u>21,760</u>	<u>21,760</u>	<u>21,760</u>
<b>Total Swim Team</b>	<u>-13,166</u>	<u>-21,760</u>	<u>-21,760</u>	<u>-21,760</u>

**CITY OF CHARLESTON**  
**2022 DRAFT GENERAL FUND EXPENDITURE BUDGET**

As of: 12/31/2021

Division/Object	2020 Prior YR Actuals	2021 Approved Budget	2021 Amended Budget	2022 Draft Budget
<b>517000 - Tennis</b>				
51100 Salaries, Full-Time Employees	237,759	255,473	255,473	235,800
51105 Salaries, Part-Time Employees	127,203	153,413	153,413	153,600
51110 Salaries, Temporary Employees	1,058	0	0	0
51125 Salaries, Seasonal Employees	65,242	65,368	65,368	65,600
51145 Overtime	21,175	0	0	0
<i>Personnel Services</i>	452,437	474,254	474,254	455,000
51200 Healthcare	54,908	68,881	68,881	59,242
51205 Emp Healthcare Contributions	-10,306	-11,405	-11,405	-9,602
51215 Employee Life Insurance	388	281	281	241
51220 Disability Insurance	1,177	1,055	1,055	903
51225 Social Security	34,259	37,808	37,808	34,808
51230 SC Regular Retirement	57,490	71,019	71,019	66,432
51235 SC Police Retirement	5,034	0	0	0
51245 Unemployment Compensation	265	222	222	205
<i>Fringe Benefits</i>	143,215	167,861	167,861	152,229
52206 Services, Prof & Contr	65,115	72,000	72,000	72,000
52216 Agency Temporaries	3,086	0	0	0
<i>Operating</i>	68,201	72,000	72,000	72,000
<b>Total Expenditures</b>	663,853	714,115	714,115	679,229
<b>Total Tennis</b>	-663,853	-714,115	-714,115	-679,229

**CITY OF CHARLESTON**  
**2022 DRAFT GENERAL FUND EXPENDITURE BUDGET**

As of: 12/31/2021

Division/Object	2020 Prior YR Actuals	2021 Approved Budget	2021 Amended Budget	2022 Draft Budget
<b>517010 - Charleston Tennis Center</b>				
52000 Supplies, Office	332	250	250	250
52006 Small Hand Tools	0	15	15	15
52008 Uniforms & Protective Clothing	407	100	100	100
52014 Supplies, Cleaning & Janitoria	1,798	2,200	2,200	2,200
52016 Supplies, Printing & Copying	109	0	0	0
52018 Supplies, Medical & Laboratory	0	185	185	185
52020 Signs	480	0	0	0
52036 Supplies, Specialized Dept	7,886	6,000	6,000	6,000
52046 CR-Food & Beverage	-75	0	0	0
52048 CR-General Merchandise	-20	800	800	800
52100 Water	3,704	5,800	5,800	5,800
52110 Electricity	19,135	22,000	22,000	22,000
52200 Bank Service Charges	1,804	1,250	1,250	1,250
52206 Services, Prof & Contr	156,743	93,388	93,388	93,388
52305 Professional Certifications	0	600	600	600
52310 Transportation Allowance	129	0	100	0
52410 Maintenance, General	1,229	2,000	2,000	2,000
52505 Leases, Vendor	1,302	2,600	2,600	2,600
52705 Equipment, Non-Capital Rec	10,606	2,500	2,500	2,500
52914 Taxes	1,207	3,250	3,250	3,250
52920 Special Events	3,777	0	0	0
52944 Memberships, Dues & Pubs	0	79	79	79
52954 Cash Over/Short	-2	0	0	0
53157 Awards	0	500	500	500
<i>Operating</i>	210,551	143,517	143,617	143,517
<b>Total Expenditures</b>	210,551	143,517	143,617	143,517
<b>Total Charleston Tennis Center</b>	-210,551	-143,517	-143,617	-143,517



**CITY OF CHARLESTON**  
**2022 DRAFT GENERAL FUND EXPENDITURE BUDGET**

As of: 12/31/2021

Division/Object	2020 Prior YR Actuals	2021 Approved Budget	2021 Amended Budget	2022 Draft Budget
<b>517020 - Maybank Tennis Center</b>				
52000 Supplies, Office	0	90	90	90
52006 Small Hand Tools	0	15	15	15
52008 Uniforms & Protective Clothing	71	75	75	75
52014 Supplies, Cleaning & Janitoria	914	1,200	1,200	1,200
52016 Supplies, Printing & Copying	238	150	150	150
52018 Supplies, Medical & Laboratory	0	200	200	200
52036 Supplies, Specialized Dept	9,744	7,050	6,950	7,050
52048 CR-General Merchandise	879	1,000	1,000	1,000
52100 Water	2,907	6,000	6,000	6,000
52110 Electricity	10,547	10,000	10,000	10,000
52200 Bank Service Charges	2,333	1,200	1,200	1,200
52206 Services, Prof & Contr	10,014	12,540	12,540	12,540
52410 Maintenance, General	0	1,200	1,200	1,200
52705 Equipment, Non-Capital Rec	111	500	500	500
52914 Taxes	2,612	2,000	2,000	2,000
52920 Special Events	800	0	0	0
<i>Operating</i>	41,170	43,220	43,120	43,220
<b>Total Expenditures</b>	41,170	43,220	43,120	43,220
<b>Total Maybank Tennis Center</b>	-41,170	-43,220	-43,120	-43,220

**CITY OF CHARLESTON**  
**2022 DRAFT GENERAL FUND EXPENDITURE BUDGET**

As of: 12/31/2021

Division/Object	2020 Prior YR Actuals	2021 Approved Budget	2021 Amended Budget	2022 Draft Budget
<b>517030 - Inner City Youth Tennis</b>				
52016 Supplies, Printing & Copying	0	500	500	500
52036 Supplies, Specialized Dept	0	400	400	400
52920 Special Events	0	225	225	225
53157 Awards	0	100	100	100
<i>Operating</i>	0	1,225	1,225	1,225
<b>Total Expenditures</b>	0	1,225	1,225	1,225
<b>Total Inner City Youth Tennis</b>	0	-1,225	-1,225	-1,225

**CITY OF CHARLESTON**  
**2022 DRAFT GENERAL FUND EXPENDITURE BUDGET**

As of: 12/31/2021

Division/Object	2020 Prior YR Actuals	2021 Approved Budget	2021 Amended Budget	2022 Draft Budget
<b>518000 - Gymnastics</b>				
51100 Salaries, Full-Time Employees	66,863	126,399	107,399	77,900
51105 Salaries, Part-Time Employees	110,864	99,408	99,408	99,500
51145 Overtime	2,004	0	0	0
<i>Personnel Services</i>	<u>179,731</u>	<u>225,807</u>	<u>206,807</u>	<u>177,400</u>
51200 Healthcare	16,472	34,440	34,440	23,697
51205 Emp Healthcare Contributions	-3,092	-5,702	-5,702	-3,841
51215 Employee Life Insurance	116	137	137	79
51220 Disability Insurance	353	515	515	298
51225 Social Security	13,480	17,886	17,886	13,571
51230 SC Regular Retirement	27,947	38,718	38,718	30,264
51245 Unemployment Compensation	79	105	105	80
51275 Employee Wellness Program	20	0	0	0
<i>Fringe Benefits</i>	<u>55,375</u>	<u>86,099</u>	<u>86,099</u>	<u>64,148</u>
52310 Transportation Allowance	295	0	0	0
<i>Operating</i>	<u>295</u>	<u>0</u>	<u>0</u>	<u>0</u>
<b>Total Expenditures</b>	<u>235,401</u>	<u>311,906</u>	<u>292,906</u>	<u>241,548</u>
<b>Total Gymnastics</b>	<u>-235,401</u>	<u>-311,906</u>	<u>-292,906</u>	<u>-241,548</u>

**CITY OF CHARLESTON**  
**2022 DRAFT GENERAL FUND EXPENDITURE BUDGET**

As of: 12/31/2021

Division/Object	2020 Prior YR Actuals	2021 Approved Budget	2021 Amended Budget	2022 Draft Budget
<b>518010 - Gymnastics Training Center</b>				
52000 Supplies, Office	226	320	320	320
52008 Uniforms & Protective Clothing	73	250	250	250
52016 Supplies, Printing & Copying	110	0	0	0
52018 Supplies, Medical & Laboratory	725	500	500	500
52036 Supplies, Specialized Dept	1,201	750	750	750
52206 Services, Prof & Contr	3,379	4,000	4,000	4,000
52236 Advertising	0	150	150	150
52300 Employee Travel & Training	900	0	0	0
52310 Transportation Allowance	270	0	0	0
52705 Equipment, Non-Capital Rec	5,028	5,000	5,000	5,000
52944 Memberships, Dues & Pubs	410	2,725	2,725	2,725
<i>Operating</i>	<u>12,322</u>	<u>13,695</u>	<u>13,695</u>	<u>13,695</u>
<b>Total Expenditures</b>	<u>12,322</u>	<u>13,695</u>	<u>13,695</u>	<u>13,695</u>
<b>Total Gymnastics Training Center</b>	<u>-12,322</u>	<u>-13,695</u>	<u>-13,695</u>	<u>-13,695</u>

**CITY OF CHARLESTON**  
**2022 DRAFT GENERAL FUND EXPENDITURE BUDGET**

As of: 12/31/2021

Division/Object	2020 Prior YR Actuals	2021 Approved Budget	2021 Amended Budget	2022 Draft Budget
<b>518550 - Maritime Center</b>				
51100 Salaries, Full-Time Employees	116,219	204,110	159,531	204,110
51105 Salaries, Part-Time Employees	10,514	0	0	0
51145 Overtime	478	0	0	0
<i>Personnel Services</i>	<u>127,211</u>	<u>204,110</u>	<u>159,531</u>	<u>204,110</u>
51200 Healthcare	32,945	68,881	68,881	71,091
51205 Emp Healthcare Contributions	-6,184	-11,405	-11,405	-11,522
51215 Employee Life Insurance	233	210	210	208
51220 Disability Insurance	706	788	788	782
51225 Social Security	9,238	15,737	15,737	15,614
51230 SC Regular Retirement	19,794	34,066	34,066	34,821
51245 Unemployment Compensation	159	93	93	92
51275 Employee Wellness Program	75	0	0	0
<i>Fringe Benefits</i>	<u>56,966</u>	<u>108,370</u>	<u>108,370</u>	<u>111,086</u>
52000 Supplies, Office	504	500	500	500
52002 Postage	9	50	50	50
52004 Tickets, Licenses & Permits	800	2,000	2,000	2,000
52006 Small Hand Tools	71	300	300	300
52008 Uniforms & Protective Clothing	1,152	1,200	1,200	1,200
52014 Supplies, Cleaning & Janitoria	847	5,000	5,000	5,000
52034 Gas, Oil & Lubricants	58,697	120,000	120,000	120,000
52048 CR-General Merchandise	3,872	3,000	3,000	3,000
52100 Water	3,680	9,500	9,500	9,500
52110 Electricity	20,970	40,000	40,000	40,000
52200 Bank Service Charges	3,468	7,800	7,800	7,800
52206 Services, Prof & Contr	8,118	9,606	9,606	9,606
52216 Agency Temporaries	34,372	0	8,079	0
52236 Advertising	0	500	500	500
52405 Repairs, Equipment	2,134	15,000	15,000	15,000
52410 Maintenance, General	7,485	14,000	14,000	14,000
52505 Leases, Vendor	898	1,500	1,500	1,500
52700 Equipment, Non-Capital	11,260	0	0	0
52725 Furniture, Non-Capital	84	2,000	2,000	2,000
52914 Taxes	207	1,500	1,500	1,500
52920 Special Events	218	0	0	0
53155 Employee Parking	3,120	3,900	3,900	3,900
<i>Operating</i>	<u>161,966</u>	<u>237,356</u>	<u>245,435</u>	<u>237,356</u>
<b>Total Expenditures</b>	<u>346,143</u>	<u>549,836</u>	<u>513,336</u>	<u>552,552</u>
<b>Total Maritime Center</b>	<u>-346,143</u>	<u>-549,836</u>	<u>-513,336</u>	<u>-552,552</u>

**CITY OF CHARLESTON**  
**2022 DRAFT GENERAL FUND EXPENDITURE BUDGET**

As of: 12/31/2021

Division/Object	2020 Prior YR Actuals	2021 Approved Budget	2021 Amended Budget	2022 Draft Budget
<b>520000 - Capital Projects</b>				
51100 Salaries, Full-Time Employees	517,240	684,757	559,757	686,607
<i>Personnel Services</i>	517,240	684,757	559,757	686,607
51200 Healthcare	54,908	91,841	91,841	94,788
51205 Emp Healthcare Contributions	-10,306	-15,207	-15,207	-15,363
51215 Employee Life Insurance	388	698	698	700
51220 Disability Insurance	1,177	2,623	2,623	2,630
51225 Social Security	37,989	52,384	52,384	52,525
51230 SC Regular Retirement	80,471	113,396	113,396	117,135
51245 Unemployment Compensation	265	308	308	309
<i>Fringe Benefits</i>	164,892	246,043	246,043	252,724
52000 Supplies, Office	1,855	4,000	4,000	4,000
52002 Postage	26	0	0	0
52004 Tickets, Licenses & Permits	0	1,500	1,500	1,500
52016 Supplies, Printing & Copying	0	2,500	2,500	2,500
52020 Signs	2,039	0	0	0
52028 Supplies, Drafting	0	400	400	400
52030 Supplies, Photographic	0	500	500	500
52206 Services, Prof & Contr	2,510	4,200	4,200	4,200
52222 Services, Printing	13	0	0	0
52236 Advertising	380	1,000	1,000	1,000
52300 Employee Travel & Training	0	250	250	250
52305 Professional Certifications	250	950	950	800
52445 Repairs, Structural	136,200	465,795	469,012	100,000
52505 Leases, Vendor	4,340	5,600	5,600	7,000
52725 Furniture, Non-Capital	229	0	0	0
52944 Memberships, Dues & Pubs	286	1,678	1,678	2,053
<i>Operating</i>	148,128	488,373	491,590	124,203
<b>Total Expenditures</b>	830,260	1,419,173	1,297,390	1,063,534
<b>Total Capital Projects</b>	-830,260	-1,419,173	-1,297,390	-1,063,534

**CITY OF CHARLESTON**  
**2022 DRAFT GENERAL FUND EXPENDITURE BUDGET**

As of: 12/31/2021

Division/Object	2020 Prior YR Actuals	2021 Approved Budget	2021 Amended Budget	2022 Draft Budget
<b>521000 - Parks Administration</b>				
51100 Salaries, Full-Time Employees	874,092	886,129	870,629	863,183
51130 Salaries, Interns	0	5,000	5,000	5,000
51145 Overtime	3,364	0	0	0
<i>Personnel Services</i>	<u>877,456</u>	<u>891,129</u>	<u>875,629</u>	<u>868,183</u>
51200 Healthcare	148,252	160,722	160,722	165,879
51205 Emp Healthcare Contributions	-27,826	-26,612	-26,612	-26,885
51215 Employee Life Insurance	1,047	910	910	880
51220 Disability Insurance	3,177	3,416	3,416	3,306
51225 Social Security	64,228	68,608	68,608	66,416
51230 SC Regular Retirement	136,532	147,687	147,687	147,259
51245 Unemployment Compensation	715	404	404	391
51275 Employee Wellness Program	615	0	0	0
<i>Fringe Benefits</i>	<u>326,740</u>	<u>355,135</u>	<u>355,135</u>	<u>357,246</u>
52000 Supplies, Office	3,656	6,500	6,500	6,500
52002 Postage	90	500	500	500
52006 Small Hand Tools	106	250	250	250
52016 Supplies, Printing & Copying	355	0	0	0
52020 Signs	0	475	475	475
52100 Water	3,490	4,000	4,000	4,000
52110 Electricity	35,927	35,000	35,000	35,000
52120 Heating & Fuel Oil	4,563	6,000	6,000	6,000
52206 Services, Prof & Contr	176,188	1,000	1,000	1,000
52236 Advertising	96	0	0	0
52300 Employee Travel & Training	0	1,200	1,200	1,200
52305 Professional Certifications	200	600	600	200
52505 Leases, Vendor	3,116	5,000	5,000	5,000
52510 Rents, Space Cost	23,309	23,257	23,257	23,257
52700 Equipment, Non-Capital	2,195	0	0	0
52725 Furniture, Non-Capital	366	0	0	0
52940 Contingencies	0	15,000	15,000	15,000
52944 Memberships, Dues & Pubs	0	495	495	450
<i>Operating</i>	<u>253,657</u>	<u>99,277</u>	<u>99,277</u>	<u>98,832</u>
<b>Total Expenditures</b>	<u>1,457,853</u>	<u>1,345,541</u>	<u>1,330,041</u>	<u>1,324,261</u>
<b>Total Parks Administration</b>	<u>-1,457,853</u>	<u>-1,345,541</u>	<u>-1,330,041</u>	<u>-1,324,261</u>

**CITY OF CHARLESTON**  
**2022 DRAFT GENERAL FUND EXPENDITURE BUDGET**

As of: 12/31/2021

Division/Object	2020 Prior YR Actuals	2021 Approved Budget	2021 Amended Budget	2022 Draft Budget
<b>522000 - Grounds Maintenance</b>				
51100 Salaries, Full-Time Employees	2,582,423	3,168,040	2,653,711	3,159,948
51110 Salaries, Temporary Employees	23,585	0	0	0
51145 Overtime	312,249	90,018	90,018	150,000
<i>Personnel Services</i>	<u>2,918,257</u>	<u>3,258,058</u>	<u>2,743,729</u>	<u>3,309,948</u>
51200 Healthcare	697,332	964,332	964,332	995,273
51205 Emp Healthcare Contributions	-130,885	-159,670	-159,670	-161,310
51215 Employee Life Insurance	4,925	3,506	3,506	3,315
51220 Disability Insurance	14,943	13,166	13,166	12,447
51225 Social Security	212,230	262,973	262,973	248,622
51230 SC Regular Retirement	451,643	569,259	569,259	554,444
51245 Unemployment Compensation	3,362	1,547	1,547	1,462
51275 Employee Wellness Program	440	0	0	0
<i>Fringe Benefits</i>	<u>1,253,990</u>	<u>1,655,113</u>	<u>1,655,113</u>	<u>1,654,253</u>
52000 Supplies, Office	160	0	0	0
52004 Tickets, Licenses & Permits	7,500	3,000	3,000	3,750
52006 Small Hand Tools	23,410	31,000	31,000	31,000
52008 Uniforms & Protective Clothing	6,198	7,500	7,500	7,500
52014 Supplies, Cleaning & Janitoria	24,720	25,000	25,000	25,000
52024 Supplies, Agricultural	176,235	129,415	129,415	129,415
52034 Gas, Oil & Lubricants	5,875	9,000	9,000	9,000
52036 Supplies, Specialized Dept	20,570	20,900	20,900	20,900
52044 Supplies, Electrical & Plumbin	21,452	57,500	20,500	20,500
52052 Supplies, Painting & Marking	40,656	65,000	65,000	65,000
52100 Water	150,230	175,000	175,000	175,000
52110 Electricity	61,673	68,000	68,000	68,000
52115 Street Lights(Electricity)	319	0	0	0
52120 Heating & Fuel Oil	7,220	8,000	8,000	10,000
52206 Services, Prof & Contr	1,135,122	1,125,767	1,125,767	1,197,699
52216 Agency Temporaries	124,088	0	19,829	0
52300 Employee Travel & Training	871	700	700	800
52305 Professional Certifications	125	245	245	610
52405 Repairs, Equipment	31,604	45,745	43,751	45,745
52500 Leases, Equipment	5,438	0	0	0
52700 Equipment, Non-Capital	42,711	5,000	6,994	5,000
52920 Special Events	2,486	2,750	2,750	2,750
52944 Memberships, Dues & Pubs	57	420	420	420
52979 Donations Funded Expenditures	210	2,500	2,500	2,500
53154 CARTA Passes	3,645	6,660	6,660	6,660
<i>Operating</i>	<u>1,892,575</u>	<u>1,789,102</u>	<u>1,771,931</u>	<u>1,827,249</u>
58015 Equipment, Machines	16,675	19,000	19,000	40,400
<i>Capital Outlay</i>	<u>16,675</u>	<u>19,000</u>	<u>19,000</u>	<u>40,400</u>
<b>Total Expenditures</b>	<u>6,081,497</u>	<u>6,721,273</u>	<u>6,189,773</u>	<u>6,831,850</u>
<b>Total Grounds Maintenance</b>	<u>-6,081,497</u>	<u>-6,721,273</u>	<u>-6,189,773</u>	<u>-6,831,850</u>



**CITY OF CHARLESTON**  
**2022 DRAFT GENERAL FUND EXPENDITURE BUDGET**

As of: 12/31/2021

Division/Object	2020 Prior YR Actuals	2021 Approved Budget	2021 Amended Budget	2022 Draft Budget
<b>523000 - Construction</b>				
90031 Transfer out Capital Imp Fund	7,746	0	7,171	0
<i>Transfers Out</i>	7,746	0	7,171	0
<b>Total Transfer Out</b>	7,746	0	7,171	0
51100 Salaries, Full-Time Employees	391,668	656,467	452,967	643,989
51145 Overtime	2,486	5,563	5,563	5,563
<i>Personnel Services</i>	394,154	662,030	458,530	649,552
51200 Healthcare	82,362	172,202	172,202	177,727
51205 Emp Healthcare Contributions	-15,459	-28,512	-28,512	-28,805
51215 Employee Life Insurance	582	687	687	663
51220 Disability Insurance	1,765	2,578	2,578	2,488
51225 Social Security	28,419	51,494	51,494	49,691
51230 SC Regular Retirement	61,330	111,469	111,469	110,814
51245 Unemployment Compensation	397	303	303	292
<i>Fringe Benefits</i>	159,396	310,221	310,221	312,870
52006 Small Hand Tools	3,862	4,500	4,500	4,500
52008 Uniforms & Protective Clothing	316	0	0	0
52052 Supplies, Painting & Marking	10,679	10,000	10,000	10,000
52054 Supplies, Const Materials	16,888	15,000	15,000	15,000
52206 Services, Prof & Contr	14,038	0	0	0
52305 Professional Certifications	270	400	400	400
52405 Repairs, Equipment	692	1,000	1,000	1,000
52410 Maintenance, General	23,089	15,000	15,000	15,000
52435 Maintenance, Playground Equip	44,205	150,000	142,829	150,000
52500 Leases, Equipment	650	0	0	0
52700 Equipment, Non-Capital	400	0	4,148	0
<i>Operating</i>	115,089	195,900	192,877	195,900
<b>Total Expenditures</b>	668,639	1,168,151	961,628	1,158,322
<b>Total Construction</b>	-676,385	-1,168,151	-968,799	-1,158,322

**CITY OF CHARLESTON**  
**2022 DRAFT GENERAL FUND EXPENDITURE BUDGET**

As of: 12/31/2021

Division/Object	2020 Prior YR Actuals	2021 Approved Budget	2021 Amended Budget	2022 Draft Budget
<b>526000 - Parks Maintenance Projects</b>				
52206 Services, Prof & Contr	14,420	10,000	10,000	10,000
52430 Maintenance, Tree	5,128	4,000	4,000	4,000
52980 Tree Planting	18,120	15,000	15,000	15,000
52981 Tree Planting Donated	155,822	100,000	100,000	172,930
<i>Operating</i>	<u>193,490</u>	<u>129,000</u>	<u>129,000</u>	<u>201,930</u>
<b>Total Expenditures</b>	<u>193,490</u>	<u>129,000</u>	<u>129,000</u>	<u>201,930</u>
<b>Total Parks Maintenance Projects</b>	<u>-193,490</u>	<u>-129,000</u>	<u>-129,000</u>	<u>-201,930</u>

**CITY OF CHARLESTON**  
**2022 DRAFT GENERAL FUND EXPENDITURE BUDGET**

As of: 12/31/2021

Division/Object	2020 Prior YR Actuals	2021 Approved Budget	2021 Amended Budget	2022 Draft Budget
<b>531000 - Dock Street Theatre</b>				
51100 Salaries, Full-Time Employees	194,246	338,395	217,395	311,454
51105 Salaries, Part-Time Employees	3,345	0	0	0
51145 Overtime	116	0	0	0
<i>Personnel Services</i>	<u>197,707</u>	<u>338,395</u>	<u>217,395</u>	<u>311,454</u>
51200 Healthcare	49,417	80,361	80,361	82,939
51205 Emp Healthcare Contributions	-9,275	-13,306	-13,306	-13,442
51215 Employee Life Insurance	349	345	345	318
51220 Disability Insurance	1,059	1,296	1,296	1,193
51225 Social Security	14,182	25,887	25,887	23,826
51230 SC Regular Retirement	30,718	56,038	56,038	53,134
51245 Unemployment Compensation	238	152	152	140
<i>Fringe Benefits</i>	<u>86,688</u>	<u>150,773</u>	<u>150,773</u>	<u>148,108</u>
52000 Supplies, Office	847	800	800	800
52002 Postage	4	10	10	10
52004 Tickets, Licenses & Permits	671	650	650	650
52006 Small Hand Tools	0	400	400	400
52008 Uniforms & Protective Clothing	0	500	500	500
52014 Supplies, Cleaning & Janitoria	4,412	10,000	10,000	10,000
52024 Supplies, Agricultural	0	300	300	300
52046 CR-Food & Beverage	2,562	13,000	13,000	13,000
52100 Water	2,394	3,000	3,000	3,000
52110 Electricity	70,077	70,000	70,000	70,000
52206 Services, Prof & Contr	52,395	4,000	4,000	4,000
52216 Agency Temporaries	1,305	0	0	0
52405 Repairs, Equipment	0	1,500	1,500	1,500
52410 Maintenance, General	13,631	20,000	20,000	20,000
52505 Leases, Vendor	33	2,071	2,071	2,071
52625 Insurance	540	540	540	4,023
52914 Taxes	391	3,400	3,400	3,400
52920 Special Events	0	800	800	800
53155 Employee Parking	6,750	7,500	7,500	7,500
<i>Operating</i>	<u>156,012</u>	<u>138,471</u>	<u>138,471</u>	<u>141,954</u>
<b>Total Expenditures</b>	<u>440,407</u>	<u>627,639</u>	<u>506,639</u>	<u>601,516</u>
<b>Total Dock Street Theatre</b>	<u>-440,407</u>	<u>-627,639</u>	<u>-506,639</u>	<u>-601,516</u>

**CITY OF CHARLESTON**  
**2022 DRAFT GENERAL FUND EXPENDITURE BUDGET**

As of: 12/31/2021

Division/Object	2020 Prior YR Actuals	2021 Approved Budget	2021 Amended Budget	2022 Draft Budget
<b>600000 - Tourism</b>				
51100 Salaries, Full-Time Employees	574,705	677,499	552,999	674,830
51105 Salaries, Part-Time Employees	27,139	27,789	27,789	27,789
51145 Overtime	11,677	0	0	8,000
<i>Personnel Services</i>	613,521	705,288	580,788	710,619
51200 Healthcare	137,270	183,682	183,682	189,576
51205 Emp Healthcare Contributions	-25,765	-30,413	-30,413	-30,726
51215 Employee Life Insurance	970	698	698	688
51220 Disability Insurance	2,942	2,619	2,619	2,585
51225 Social Security	44,972	54,439	54,439	53,750
51230 SC Regular Retirement	95,395	117,845	117,845	119,867
51245 Unemployment Compensation	662	320	320	316
51275 Employee Wellness Program	175	0	0	0
<i>Fringe Benefits</i>	256,621	329,190	329,190	336,056
52000 Supplies, Office	509	1,500	1,500	1,500
52002 Postage	-108	0	0	0
52008 Uniforms & Protective Clothing	2,173	2,500	2,500	2,500
52016 Supplies, Printing & Copying	2,348	8,000	8,000	8,000
52110 Electricity	476	600	600	600
52200 Bank Service Charges	2,011	6,200	6,200	6,200
52206 Services, Prof & Contr	3,874	63,250	59,119	59,119
52222 Services, Printing	0	4,000	4,000	4,000
52305 Professional Certifications	502	0	0	0
52405 Repairs, Equipment	0	150	150	150
52700 Equipment, Non-Capital	282	10,500	10,500	10,500
52725 Furniture, Non-Capital	87	500	500	500
52939 Animal Waste Management	129,180	210,000	210,000	218,400
52954 Cash Over/Short	-12	0	0	0
53155 Employee Parking	7,500	19,500	19,500	19,500
<i>Operating</i>	148,822	326,700	322,569	330,969
<b>Total Expenditures</b>	1,018,964	1,361,178	1,232,547	1,377,644
<b>Total Tourism</b>	-1,018,964	-1,361,178	-1,232,547	-1,377,644

**CITY OF CHARLESTON**  
**2022 DRAFT GENERAL FUND EXPENDITURE BUDGET**

As of: 12/31/2021

Division/Object	2020 Prior YR Actuals	2021 Approved Budget	2021 Amended Budget	2022 Draft Budget
<b>620000 - Community Promotions</b>				
52924 City Promotional Activities	4,183	5,000	5,000	5,000
52936 Municipal Memberships	88,012	88,400	88,400	88,400
53165 Cool Breeze Project	0	2,500	2,500	2,500
54032 Trident Urban League, Inc	3,000	3,000	3,000	3,000
54078 YWCA of Greater Chas Inc	5,000	5,000	5,000	5,000
54080 Chas Metro Chamber of Comm	0	12,500	12,500	12,500
54415 Charleston Branch NAACP	0	3,500	3,500	3,500
<i>Operating</i>	100,195	119,900	119,900	119,900
<b>Total Expenditures</b>	100,195	119,900	119,900	119,900
<b>Total Community Promotions</b>	-100,195	-119,900	-119,900	-119,900

**CITY OF CHARLESTON**  
**2022 DRAFT GENERAL FUND EXPENDITURE BUDGET**

As of: 12/31/2021

Division/Object	2020 Prior YR Actuals	2021 Approved Budget	2021 Amended Budget	2022 Draft Budget
<b>700000 - Public Information</b>				
51100 Salaries, Full-Time Employees	212,382	209,349	209,349	209,350
51145 Overtime	1,678	0	0	0
<i>Personnel Services</i>	<u>214,060</u>	<u>209,349</u>	<u>209,349</u>	<u>209,350</u>
51200 Healthcare	32,945	34,440	34,440	35,545
51205 Emp Healthcare Contributions	-6,184	-5,702	-5,702	-5,761
51215 Employee Life Insurance	233	214	214	214
51220 Disability Insurance	706	802	802	802
51225 Social Security	15,386	16,015	16,015	16,015
51230 SC Regular Retirement	33,308	34,668	34,668	35,715
51245 Unemployment Compensation	159	94	94	94
51275 Employee Wellness Program	209	0	0	0
<i>Fringe Benefits</i>	<u>76,762</u>	<u>80,531</u>	<u>80,531</u>	<u>82,624</u>
52000 Supplies, Office	56	1,250	1,250	1,250
52206 Services, Prof & Contr	0	10,000	2,819	2,819
52940 Contingencies	0	750	750	750
52944 Memberships, Dues & Pubs	488	400	400	456
53155 Employee Parking	4,500	4,500	4,500	4,500
<i>Operating</i>	<u>5,044</u>	<u>16,900</u>	<u>9,719</u>	<u>9,775</u>
<b>Total Expenditures</b>	<u>295,866</u>	<u>306,780</u>	<u>299,599</u>	<u>301,749</u>
<b>Total Public Information</b>	<u>-295,866</u>	<u>-306,780</u>	<u>-299,599</u>	<u>-301,749</u>

**CITY OF CHARLESTON**  
**2022 DRAFT GENERAL FUND EXPENDITURE BUDGET**

As of: 12/31/2021

Division/Object	2020 Prior YR Actuals	2021 Approved Budget	2021 Amended Budget	2022 Draft Budget
<b>701000 - Mayor's Offc Child Youth Fam</b>				
90036 Transfer out Special Revenue	3,954	0	0	0
<i>Transfers Out</i>	3,954	0	0	0
<b>Total Transfer Out</b>	3,954	0	0	0
51100 Salaries, Full-Time Employees	196,007	176,400	176,400	176,400
51130 Salaries, Interns	0	6,365	6,365	6,365
51145 Overtime	66	0	0	0
<i>Personnel Services</i>	196,073	182,765	182,765	182,765
51200 Healthcare	31,812	34,440	34,440	35,545
51205 Emp Healthcare Contributions	-6,184	-5,702	-5,702	-5,761
51215 Employee Life Insurance	220	180	180	180
51220 Disability Insurance	706	676	676	676
51225 Social Security	14,469	13,982	13,982	13,982
51230 SC Regular Retirement	30,509	29,212	29,212	30,094
51245 Unemployment Compensation	159	82	82	82
51275 Employee Wellness Program	99	0	0	0
<i>Fringe Benefits</i>	71,790	72,870	72,870	74,798
52000 Supplies, Office	213	800	800	800
52002 Postage	261	600	600	600
52016 Supplies, Printing & Copying	0	600	600	600
52040 Supplies, Hospitality	44	400	400	400
52206 Services, Prof & Contr	0	3,000	3,000	93,900
52300 Employee Travel & Training	8	0	0	0
52505 Leases, Vendor	1,140	3,000	3,000	3,000
52940 Contingencies	0	750	750	750
53055 Expenses, 1st Day School Init	2,190	4,000	4,000	4,000
53155 Employee Parking	4,438	6,000	6,000	6,000
54033 Community Education	2,051	2,000	2,000	2,000
<i>Operating</i>	10,345	21,150	21,150	112,050
<b>Total Expenditures</b>	278,208	276,785	276,785	369,613
<b>Total Mayor's Offc Child Youth Fam</b>	-282,162	-276,785	-276,785	-369,613

**CITY OF CHARLESTON**  
**2022 DRAFT GENERAL FUND EXPENDITURE BUDGET**

As of: 12/31/2021

Division/Object	2020 Prior YR Actuals	2021 Approved Budget	2021 Amended Budget	2022 Draft Budget
<b>810000 - Technology Business Developmn</b>				
52002 Postage	6	0	0	0
52206 Services, Prof & Contr	35	0	0	0
52510 Rents, Space Cost	445,758	0	0	0
52941 Cooperative Agreements	0	128,000	128,000	0
<i>Operating</i>	445,799	128,000	128,000	0
<b>Total Expenditures</b>	445,799	128,000	128,000	0
<b>Total Technology Business Developmnt</b>	-445,799	-128,000	-128,000	0



**CITY OF CHARLESTON**  
**2022 DRAFT GENERAL FUND EXPENDITURE BUDGET**

As of: 12/31/2021

Division/Object	2020 Prior YR Actuals	2021 Approved Budget	2021 Amended Budget	2022 Draft Budget
<b>820000 - Business &amp; Neighborhood Svcs</b>				
51100 Salaries, Full-Time Employees	294,837	294,324	286,324	337,990
<i>Personnel Services</i>	294,837	294,324	286,324	337,990
51200 Healthcare	49,417	57,401	57,401	71,091
51205 Emp Healthcare Contributions	-9,275	-9,504	-9,504	-11,522
51215 Employee Life Insurance	349	300	300	345
51220 Disability Insurance	1,059	1,127	1,127	1,295
51225 Social Security	22,138	22,516	22,516	25,856
51230 SC Regular Retirement	45,830	48,740	48,740	57,661
51245 Unemployment Compensation	238	132	132	152
51275 Employee Wellness Program	75	0	0	0
<i>Fringe Benefits</i>	109,831	120,712	120,712	144,878
52002 Postage	0	0	1,729	0
52040 Supplies, Hospitality	174	900	280	400
52206 Services, Prof & Contr	22,286	40,600	40,600	40,840
52222 Services, Printing	5,321	3,500	3,095	3,500
52236 Advertising	0	500	500	500
52250 Contract Employees	0	0	1,000	0
52300 Employee Travel & Training	474	0	7,200	0
52505 Leases, Vendor	1,231	5,750	5,750	5,750
52725 Furniture, Non-Capital	335	0	120	0
52920 Special Events	1,862	10,000	476	10,000
52944 Memberships, Dues & Pubs	568	650	650	650
53155 Employee Parking	8,875	9,000	9,000	9,000
<i>Operating</i>	41,126	70,900	70,400	70,640
<b>Total Expenditures</b>	445,794	485,936	477,436	553,508
<b>Total Business &amp; Neighborhood Svcs</b>	-445,794	-485,936	-477,436	-553,508

**CITY OF CHARLESTON**  
**2022 DRAFT GENERAL FUND EXPENDITURE BUDGET**

As of: 12/31/2021

Division/Object	2020 Prior YR Actuals	2021 Approved Budget	2021 Amended Budget	2022 Draft Budget
<b>900000 - Non-Departmental</b>				
51110 Salaries, Temporary Employees	55,475	60,000	25,000	0
51145 Overtime	1,950	0	0	0
51155 Provision for Salary Increases	0	0	0	6,917,000
51180 Salary Savings	0	-7,500,000	-768,000	-6,000,000
<i>Personnel Services</i>	<u>57,425</u>	<u>-7,440,000</u>	<u>-743,000</u>	<u>917,000</u>
51205 Emp Healthcare Contributions	69	0	0	0
51225 Social Security	4,342	4,590	4,590	0
51240 Tuition Reimbursement	221,408	65,000	65,000	200,000
<i>Fringe Benefits</i>	<u>225,819</u>	<u>69,590</u>	<u>69,590</u>	<u>200,000</u>
52100 Water	722	0	0	0
52105 Fees, Stormwater Utility	253,418	256,200	256,200	256,200
52110 Electricity	2,125	2,324	2,324	2,850
52200 Bank Service Charges	0	500	500	500
52206 Services, Prof & Contr	377,101	201,182	201,182	225,185
52222 Services, Printing	246	0	0	0
52240 Services, Construction	216,631	0	0	0
52500 Leases, Equipment	1,088	0	0	0
52510 Rents, Space Cost	131,250	317,289	317,289	324,972
52515 Rents, Film & Music	806	0	0	0
52725 Furniture, Non-Capital	73,412	0	0	0
52888 Budget Reduction Savings	0	-408,313	0	0
52902 Miscellaneous Claims	2,262,931	32,140	32,140	32,140
52906 Emergency Fund	0	450,000	450,000	450,000
52910 LDC - VRTC Retail Space	0	38,362	38,362	43,946
52916 Taxes on City Owned Property	48,978	75,000	75,000	75,000
52920 Special Events	0	7,500	7,500	7,500
52940 Contingencies	0	75,000	55,353	75,000
52941 Cooperative Agreements	31,434	86,500	86,500	87,600
52942 Investigation Expenses	330	0	0	0
52964 Employee Referral Bonus	300	1,000	1,000	1,000
52968 Municipal Elections	89,656	95,000	95,000	95,000
52978 Lowcountry Senior Center	20,000	20,000	20,000	20,000
52983 Waring Senior Center	60,000	40,000	40,000	20,000
53056 Charleston Digital Corridor	300,000	300,000	300,000	300,000
54088 CC School District	112,954	150,000	150,000	150,000
54225 Contributions	100,000	0	0	0
54237 WestEdge/Horizon Foundation	200,000	200,000	200,000	100,000
54250 DASH Shuttle	235,000	235,000	235,000	50,000
<i>Operating</i>	<u>4,518,382</u>	<u>2,174,684</u>	<u>2,563,350</u>	<u>2,316,893</u>
<b>Total Expenditures</b>	<u>4,801,626</u>	<u>-5,195,726</u>	<u>1,889,940</u>	<u>3,433,893</u>
<b>Total Non-Departmental</b>	<u>-4,801,626</u>	<u>5,195,726</u>	<u>-1,889,940</u>	<u>-3,433,893</u>

**CITY OF CHARLESTON**  
**2022 DRAFT GENERAL FUND EXPENDITURE BUDGET**

As of: 12/31/2021

Division/Object	2020 Prior YR Actuals	2021 Approved Budget	2021 Amended Budget	2022 Draft Budget
<b>920010 - Capital Leases</b>				
52832 Interest Expense	502,150	442,164	442,164	346,887
52834 Principal Payment	7,621,943	8,310,964	8,310,964	8,398,366
<i>Operating</i>	<u>8,124,093</u>	<u>8,753,128</u>	<u>8,753,128</u>	<u>8,745,253</u>
<b>Total Expenditures</b>	<u>8,124,093</u>	<u>8,753,128</u>	<u>8,753,128</u>	<u>8,745,253</u>
<b>Total Capital Leases</b>	<u>-8,124,093</u>	<u>-8,753,128</u>	<u>-8,753,128</u>	<u>-8,745,253</u>

**CITY OF CHARLESTON**  
**2022 DRAFT GENERAL FUND EXPENDITURE BUDGET**

As of: 12/31/2021

Division/Object	2020 Prior YR Actuals	2021 Approved Budget	2021 Amended Budget	2022 Draft Budget
<b>920020 - Tax Anticipation Note</b>				
52206 Services, Prof & Contr	25,000	0	0	0
52832 Interest Expense	0	49,622	49,622	0
<i>Operating</i>	25,000	49,622	49,622	0
<b>Total Expenditures</b>	25,000	49,622	49,622	0
<b>Total Tax Anticipation Note</b>	-25,000	-49,622	-49,622	0

**CITY OF CHARLESTON**  
**2022 DRAFT GENERAL FUND EXPENDITURE BUDGET**

As of: 12/31/2021

Division/Object	2020 Prior YR Actuals	2021 Approved Budget	2021 Amended Budget	2022 Draft Budget
<b>920050 - BAN - 2020 Affordable Housing</b>				
52832 Interest Expense	0	66,171	66,171	0
<i>Operating</i>	0	66,171	66,171	0
<b>Total Expenditures</b>	0	66,171	66,171	0
<b>Total BAN - 2020 Affordable Housing</b>	0	-66,171	-66,171	0

**CITY OF CHARLESTON**  
**2022 DRAFT GENERAL FUND EXPENDITURE BUDGET**

As of: 12/31/2021

Division/Object	2020 Prior YR Actuals	2021 Approved Budget	2021 Amended Budget	2022 Draft Budget
<b>920131 - Bond, GO 2014 Ref 4.375M GF</b>				
52832 Interest Expense	8,100	0	0	0
52834 Principal Payment	810,000	0	0	0
<i>Operating</i>	818,100	0	0	0
<b>Total Expenditures</b>	818,100	0	0	0
<b>Total Bond, GO 2014 Ref 4.375M GF</b>	-818,100	0	0	0

**CITY OF CHARLESTON**  
**2022 DRAFT GENERAL FUND EXPENDITURE BUDGET**

As of: 12/31/2021

Division/Object	2020 Prior YR Actuals	2021 Approved Budget	2021 Amended Budget	2022 Draft Budget
<b>920160 - Bond GO 2014 22M</b>				
52832 Interest Expense	463,525	423,975	423,975	365,850
52834 Principal Payment	1,150,000	1,870,000	1,870,000	2,005,000
<i>Operating</i>	<u>1,613,525</u>	<u>2,293,975</u>	<u>2,293,975</u>	<u>2,370,850</u>
<b>Total Expenditures</b>	<u>1,613,525</u>	<u>2,293,975</u>	<u>2,293,975</u>	<u>2,370,850</u>
<b>Total Bond GO 2014 22M</b>	<u>-1,613,525</u>	<u>-2,293,975</u>	<u>-2,293,975</u>	<u>-2,370,850</u>

**CITY OF CHARLESTON**  
**2022 DRAFT GENERAL FUND EXPENDITURE BUDGET**

As of: 12/31/2021

Division/Object	2020 Prior YR Actuals	2021 Approved Budget	2021 Amended Budget	2022 Draft Budget
<b>920170 - Bond, 2018 15m GO-recreation</b>				
52832 Interest Expense	548,125	548,125	548,125	523,125
52834 Principal Payment	0	500,000	500,000	600,000
<i>Operating</i>	548,125	1,048,125	1,048,125	1,123,125
<b>Total Expenditures</b>	548,125	1,048,125	1,048,125	1,123,125
<b>Total Bond, 2018 15m GO-recreation</b>	-548,125	-1,048,125	-1,048,125	-1,123,125



**CITY OF CHARLESTON**  
**2022 DRAFT GENERAL FUND EXPENDITURE BUDGET**

As of: 12/31/2021

Division/Object	2020 Prior YR Actuals	2021 Approved Budget	2021 Amended Budget	2022 Draft Budget
<b>920180 - Bond, 2021 20M GO- Housing</b>				
52832 Interest Expense	0	694,000	694,000	312,668
52834 Principal Payment	0	706,000	706,000	1,200,000
<i>Operating</i>	0	1,400,000	1,400,000	1,512,668
<b>Total Expenditures</b>	0	1,400,000	1,400,000	1,512,668
<b>Total Bond, 2021 20M GO- Housing</b>	0	-1,400,000	-1,400,000	-1,512,668

**CITY OF CHARLESTON**  
**2022 DRAFT GENERAL FUND EXPENDITURE BUDGET**

As of: 12/31/2021

Division/Object	2020 Prior YR Actuals	2021 Approved Budget	2021 Amended Budget	2022 Draft Budget
<b>920220 - Bond, GO 2020 Ref 11.665M</b>				
52832 Interest Expense	33,362	136,481	136,481	112,074
52834 Principal Payment	0	2,086,000	2,086,000	2,062,000
52840 Bond Issuance Cost	57,814	0	0	0
<i>Operating</i>	<u>91,176</u>	<u>2,222,481</u>	<u>2,222,481</u>	<u>2,174,074</u>
<b>Total Expenditures</b>	<u>91,176</u>	<u>2,222,481</u>	<u>2,222,481</u>	<u>2,174,074</u>
<b>Total Bond, GO 2020 Ref 11.665M</b>	<u>-91,176</u>	<u>-2,222,481</u>	<u>-2,222,481</u>	<u>-2,174,074</u>

**CITY OF CHARLESTON**  
**2022 DRAFT GENERAL FUND EXPENDITURE BUDGET**

As of: 12/31/2021

Division/Object	2020 Prior YR Actuals	2021 Approved Budget	2021 Amended Budget	2022 Draft Budget
<b>932000 - Gen Fund Transfers Out</b>				
90014 Transfer out Cultural Festival	0	35,000	35,000	35,000
90019 Transfer out Drainage Fund	500,000	50,000	50,000	500,000
90020 Transfer out Energy Perform	929,329	944,982	944,982	961,021
90025 TO Affordable Housing/Rehab	300,000	50,000	50,000	300,000
90036 Transfer out Special Revenue	12,000	12,000	12,000	12,000
90050 Transfer out USDA Fund	12,316	8,000	8,000	8,000
<i>Transfers Out</i>	<u>1,753,645</u>	<u>1,099,982</u>	<u>1,099,982</u>	<u>1,816,021</u>
<b>Total Transfer Out</b>	<u>1,753,645</u>	<u>1,099,982</u>	<u>1,099,982</u>	<u>1,816,021</u>
<b>Total Gen Fund Transfers Out</b>	<u>-1,753,645</u>	<u>-1,099,982</u>	<u>-1,099,982</u>	<u>-1,816,021</u>

**CITY OF CHARLESTON**  
**2022 DRAFT GENERAL FUND EXPENDITURE BUDGET**

As of: 12/31/2021

Division/Object	2020 Prior YR Actuals	2021 Approved Budget	2021 Amended Budget	2022 Draft Budget
<b>940100 - American Rescue Plan Act 2021</b>				
90019 Transfer out Drainage Fund	0	0	450,000	0
90025 TO Affordable Housing/Rehab	0	0	250,000	0
<i>Transfers Out</i>	0	0	700,000	0
<b>Total Transfer Out</b>	0	0	700,000	0
51155 Provision for Salary Increases	0	0	3,277,448	0
<i>Personnel Services</i>	0	0	3,277,448	0
52023 Supplies, New Car	0	0	0	80,000
52036 Supplies, Specialized Dept	0	0	0	36,200
52044 Supplies, Electrical & Plumbin	0	0	0	18,000
52204 Studies	0	0	0	350,000
52206 Services, Prof & Contr	0	0	22,725	1,645,231
52216 Agency Temporaries	0	0	0	56,448
52410 Maintenance, General	0	0	0	80,000
52700 Equipment, Non-Capital	0	0	0	34,000
52705 Equipment, Non-Capital Rec	0	0	0	10,860
52740 Equipment, Non-Cap Computer	0	0	0	126,148
54003 Children's Museum Lowcountry	0	0	28,250	0
54007 Footlight Players	0	0	1,250	0
54010 Contributions, SC Aquarium	0	0	50,000	0
54011 Charleston Stage	0	0	16,250	0
54019 Chas Metro Sports Council	0	0	5,000	0
54029 Carolina Youth Development	0	0	8,000	0
54032 Trident Urban League, Inc	0	0	6,000	0
54035 One-Eighty Place (Crisis Min)	0	0	18,000	0
54046 People Against Rape	0	0	1,000	0
54047 Florence Crittenton Programs	0	0	4,000	0
54051 Lowcountry Food Bank	0	0	4,000	0
54052 Communities in Schools	0	0	4,000	0
54058 Lowcountry Children's Center	0	0	2,800	0
54069 Association for the Blind	0	0	2,000	0
54079 Chas Area Sr Citizen Svcs	0	0	6,312	0
54082 Charleston Museum Operations	0	0	65,000	0
54085 American Red Cross	0	0	2,000	0
54091 Charleston Symphony Orchestra	0	0	46,750	0
54095 Our Lady of Mercy Outreach	0	0	1,600	0
54096 Gibbes Art Gallery	0	0	57,500	0
54097 Spoleto Festival	0	0	72,500	0
54104 Drayton Hall	0	0	2,500	0
54105 Charleston Black Expo	0	0	1,875	0
54116 Charleston Golf, Inc	0	0	3,750	0
54119 Pro Bono Legal Services	0	0	2,800	0
54135 The Company Company	0	0	1,250	0
54140 Trident Literacy Association	0	0	1,600	0
54144 Coastal Crisis Chaplaincy	0	0	4,000	0
54147 Teachers' Supply Closet	0	0	1,000	0
54149 Charleston Legal Access	0	0	1,200	0
54157 Southeastern Wildlife	0	0	50,000	0
54167 Fresh Start Prison Program	0	0	2,400	0
54189 Historic Charleston Foundation	0	0	12,500	0
54193 Charleston Marathon	0	0	5,000	0
54201 BB&T Chas Wine & Food Fest	0	0	37,500	0
54211 Cooper River Bridge Run	0	0	30,000	0
54225 Contributions	0	0	0	800,000
54239 Pet Helpers, Inc.	0	0	1,000	0
54246 Jazz Artists of Charleston	0	0	7,500	0
54252 Nat'l Society Colonial Dames	0	0	1,250	0
54259 Preservation Society of Chas	0	0	1,250	0
54260 Chas Promise Neighborhood	0	0	6,000	0
54271 Lowcountry Jazz Festival	0	0	10,000	0
54278 Reading Partners	0	0	5,000	0

**CITY OF CHARLESTON**  
**2022 DRAFT GENERAL FUND EXPENDITURE BUDGET**

As of: 12/31/2021

Division/Object	2020 Prior YR Actuals	2021 Approved Budget	2021 Amended Budget	2022 Draft Budget
54281 Charleston Library Society	0	0	6,250	0
54285 34 West Theater Company	0	0	1,250	0
54290 Charleston Parks Conservancy	0	0	4,000	0
54294 HALOS	0	0	1,000	0
54295 James Island Outreach	0	0	1,000	0
54297 Operation Home	0	0	1,600	0
54298 Slave Dwelling Project	0	0	400	0
57282 Chas County Human Services	0	0	2,000	0
<i>Operating</i>	0	0	631,812	3,236,887
58005 Equipment, Furn & Fixtures	0	0	0	60,000
58012 Capitalized Software	0	0	0	233,800
58015 Equipment, Machines	0	0	0	1,636,527
58020 Equipment, Capital Computer	0	0	0	425,643
<i>Capital Outlay</i>	0	0	0	2,355,970
<b>Total Expenditures</b>	0	0	3,909,260	5,592,857
<b>Total American Rescue Plan Act 2021</b>	0	0	-4,609,260	-5,592,857

**CITY OF CHARLESTON**  
**2022 DRAFT GENERAL FUND EXPENDITURE BUDGET**


As of: 12/31/2021

Division/Object	2020 Prior YR Actuals	2021 Approved Budget	2021 Amended Budget	2022 Draft Budget
<b>955000 - Emergency Preparedness#1 COVI</b>				
52000 Supplies, Office	305	0	0	0
52008 Uniforms & Protective Clothing	131,887	0	0	0
52014 Supplies, Cleaning & Janitoria	14,122	0	0	0
52018 Supplies, Medical & Laboratory	69,323	0	0	0
52020 Signs	6,622	0	0	0
52022 Supplies, Parts	13	0	0	0
52056 Supplies, Miscellaneous	24,343	0	3,880	0
52206 Services, Prof & Contr	2,884	0	1,773	0
52740 Equipment, Non-Cap Computer	27,668	0	0	0
54155 Community Outreach	29,396	0	7,930	0
<i>Operating</i>	<u>306,563</u>	<u>0</u>	<u>13,583</u>	<u>0</u>
<b>Total Expenditures</b>	<u>306,563</u>	<u>0</u>	<u>13,583</u>	<u>0</u>
<b>Total Emergency Preparedness#1 COVID</b>	<u>-306,563</u>	<u>0</u>	<u>-13,583</u>	<u>0</u>

**CITY OF CHARLESTON**  
**2022 DRAFT GENERAL FUND EXPENDITURE BUDGET**

As of: 12/31/2021

Division/Object	2020 Prior YR Actuals	2021 Approved Budget	2021 Amended Budget	2022 Draft Budget
<b>Grand Total:</b>	-191,205,019.00	-203,866,001.00	-208,488,844.00	-222,381,674.00



SECTION IV.

**ENTERPRISE FUNDS  
EXPENSES**



**CITY OF CHARLESTON**  
**2022 DRAFT ENTERPRISE FUNDS EXPENDITURE**

As of: 11/22/2021

Division/Object	2020 Prior YR Actuals	2021 Approved Budget	2021 Amended Budget	2022 Draft Budget
<b>020010 - Old Slave Mart Museum</b>				
51100 Salaries, Full-Time Employees	38,607	99,822	99,822	99,822
51155 Provision for Salary Increases	0	0	0	8,600
<i>Personnel Services</i>	<u>38,607</u>	<u>99,822</u>	<u>99,822</u>	<u>108,422</u>
51200 Healthcare	0	22,960	22,960	23,697
51205 Emp Healthcare Contributions	0	-3,802	-3,802	-3,841
51215 Employee Life Insurance	0	104	104	102
51220 Disability Insurance	0	391	391	382
51225 Social Security	2,877	7,805	7,805	7,636
51230 SC Regular Retirement	5,568	16,895	16,895	17,030
51245 Unemployment Compensation	0	46	46	45
51250 Worker's Compensation	0	3,611	3,611	3,897
<i>Fringe Benefits</i>	<u>8,445</u>	<u>48,010</u>	<u>48,010</u>	<u>48,948</u>
52000 Supplies, Office	144	1,000	1,000	1,000
52002 Postage	2	100	100	100
52014 Supplies, Cleaning & Janitoria	925	1,200	1,200	1,200
52016 Supplies, Printing & Copying	0	500	500	500
52040 Supplies, Hospitality	0	250	250	250
52044 Supplies, Electrical & Plumbin	10	0	0	0
52048 CR-General Merchandise	19,711	27,500	27,500	27,500
52058 Non-Capital Software	1,936	0	0	0
52100 Water	944	1,350	1,350	1,350
52110 Electricity	1,731	2,800	2,800	2,800
52120 Heating & Fuel Oil	385	600	600	600
52200 Bank Service Charges	4,256	9,500	9,500	9,500
52206 Services, Prof & Contr	2,398	3,500	3,500	3,500
52222 Services, Printing	0	2,000	2,000	2,000
52236 Advertising	325	500	500	500
52410 Maintenance, General	338	3,000	3,000	3,000
52610 Insurance, Prop Dam & Cont	815	692	692	831
52625 Insurance	1,750	1,785	1,785	1,663
52700 Equipment, Non-Capital	0	500	500	500
52725 Furniture, Non-Capital	0	500	500	500
52740 Equipment, Non-Cap Computer	35	0	0	0
52914 Taxes	2,071	4,500	4,500	4,500
52916 Taxes on City Owned Property	95	0	0	0
52944 Memberships, Dues & Pubs	0	460	460	460
53155 Employee Parking	1,375	3,000	3,000	3,000
<i>Operating</i>	<u>39,246</u>	<u>65,237</u>	<u>65,237</u>	<u>65,254</u>
<b>Total Expenditures</b>	<u>86,298</u>	<u>213,069</u>	<u>213,069</u>	<u>222,624</u>
<b>Total Old Slave Mart Museum</b>	<u>-86,298</u>	<u>-213,069</u>	<u>-213,069</u>	<u>-222,624</u>

**CITY OF CHARLESTON**  
**2022 DRAFT ENTERPRISE FUNDS EXPENDITURE**

As of: 11/22/2021

Division/Object	2020 Prior YR Actuals	2021 Approved Budget	2021 Amended Budget	2022 Draft Budget
<b>021010 - City Market</b>				
52000 Supplies, Office	26,443	27,500	27,500	27,500
52004 Tickets, Licenses & Permits	9,505	9,000	9,000	9,000
52008 Uniforms & Protective Clothing	12,113	8,500	8,500	8,500
52014 Supplies, Cleaning & Janitoria	38,883	50,000	50,000	50,000
52100 Water	12,646	27,000	27,000	27,000
52110 Electricity	73,174	85,000	85,000	85,000
52120 Heating & Fuel Oil	3,330	5,000	5,000	16,000
52125 Telephone	10,574	11,000	11,000	11,000
52206 Services, Prof & Contr	120,575	146,650	146,650	152,150
52212 Fees, Management	201,642	204,263	204,263	208,147
52232 Commissions, Sales	81,501	143,700	143,700	150,171
52236 Advertising	64,448	67,000	67,000	67,000
52250 Contract Employees	437,837	436,700	436,700	436,700
52410 Maintenance, General	161,638	149,500	149,500	149,500
52510 Rents, Space Cost	0	4,500	4,500	4,500
52625 Insurance	47,900	67,818	67,818	66,458
52916 Taxes on City Owned Property	246,399	225,000	225,000	246,399
52940 Contingencies	0	50,000	50,000	50,000
<i>Operating</i>	<u>1,548,608</u>	<u>1,718,131</u>	<u>1,718,131</u>	<u>1,765,025</u>
58015 Equipment, Machines	0	60,000	60,000	60,000
<i>Capital Outlay</i>	<u>0</u>	<u>60,000</u>	<u>60,000</u>	<u>60,000</u>
<b>Total Expenditures</b>	<u>1,548,608</u>	<u>1,778,131</u>	<u>1,778,131</u>	<u>1,825,025</u>
<b>Total City Market</b>	<u>-1,548,608</u>	<u>-1,778,131</u>	<u>-1,778,131</u>	<u>-1,825,025</u>

**CITY OF CHARLESTON**  
**2022 DRAFT ENTERPRISE FUNDS EXPENDITURE**

As of: 11/22/2021

Division/Object	2020 Prior YR Actuals	2021 Approved Budget	2021 Amended Budget	2022 Draft Budget
<b>021920 - Bond, Revenue 2010 2.1M CM</b>				
52832 Interest Expense	84,120	79,929	79,929	73,298
52834 Principal Payment	0	105,326	105,326	111,957
<i>Operating</i>	84,120	185,255	185,255	185,255
<b>Total Expenditures</b>	84,120	185,255	185,255	185,255
<b>Total Bond, Revenue 2010 2.1M CM</b>	-84,120	-185,255	-185,255	-185,255

**CITY OF CHARLESTON**  
**2022 DRAFT ENTERPRISE FUNDS EXPENDITURE**

As of: 11/22/2021

Division/Object	2020 Prior YR Actuals	2021 Approved Budget	2021 Amended Budget	2022 Draft Budget
<b>021930 - Bond, Revenue 2010A 3.4M CM</b>				
52832 Interest Expense	72,455	64,528	64,528	52,129
52834 Principal Payment	0	253,107	253,107	265,506
<i>Operating</i>	<u>72,455</u>	<u>317,635</u>	<u>317,635</u>	<u>317,635</u>
<b>Total Expenditures</b>	<u>72,455</u>	<u>317,635</u>	<u>317,635</u>	<u>317,635</u>
<b>Total Bond, Revenue 2010A 3.4M CM</b>	<u>-72,455</u>	<u>-317,635</u>	<u>-317,635</u>	<u>-317,635</u>

**CITY OF CHARLESTON**  
**2022 DRAFT ENTERPRISE FUNDS EXPENDITURE**

As of: 11/22/2021

Division/Object	2020 Prior YR Actuals	2021 Approved Budget	2021 Amended Budget	2022 Draft Budget
<b>022005 - Parking Management Services</b>				
51100 Salaries, Full-Time Employees	963,322	1,323,635	1,123,635	1,159,952
51145 Overtime	55,705	20,000	20,000	51,310
51155 Provision for Salary Increases	0	0	0	170,000
51180 Salary Savings	0	-200,000	0	0
<i>Personnel Services</i>	<u>1,019,027</u>	<u>1,143,635</u>	<u>1,143,635</u>	<u>1,381,262</u>
51200 Healthcare	301,994	447,725	447,725	402,849
51205 Emp Healthcare Contributions	-56,683	-74,132	-74,132	-65,292
51215 Employee Life Insurance	2,133	1,428	1,428	1,204
51220 Disability Insurance	6,471	5,363	5,363	4,519
51225 Social Security	74,790	107,110	107,110	90,266
51230 SC Regular Retirement	147,077	231,862	231,862	201,300
51235 SC Police Retirement	13,398	0	0	0
51245 Unemployment Compensation	1,456	630	630	531
51250 Worker's Compensation	43,126	70,417	70,417	66,253
51275 Employee Wellness Program	40	0	0	0
<i>Fringe Benefits</i>	<u>533,802</u>	<u>790,403</u>	<u>790,403</u>	<u>701,630</u>
52000 Supplies, Office	2,803	2,300	2,300	2,300
52002 Postage	196	250	250	250
52004 Tickets, Licenses & Permits	10,461	16,000	16,000	16,000
52008 Uniforms & Protective Clothing	15,653	15,180	15,180	15,180
52014 Supplies, Cleaning & Janitoria	269	0	0	0
52032 Tires & Tubes	0	400	400	400
52034 Gas,Oil & Lubricants	6,665	11,817	11,817	13,787
52036 Supplies, Specialized Dept	1,739	1,500	1,500	1,500
52054 Supplies, Const Materials	1,731	0	0	0
52055 Supplies, Radio	0	2,000	2,000	2,000
52206 Services, Prof & Contr	3,200	0	0	25,768
52300 Employee Travel & Training	404	2,550	2,550	2,550
52415 Repairs, Vehicle	12,117	5,000	5,000	5,000
52625 Insurance	5,025	4,275	4,275	3,456
52700 Equipment, Non-Capital	33,246	9,000	9,000	11,000
52725 Furniture, Non-Capital	0	1,500	1,500	1,500
52920 Special Events	61	0	0	0
52940 Contingencies	0	3,750	3,750	3,750
53154 CARTA Passes	693	0	0	0
53155 Employee Parking	33,750	28,000	28,000	45,000
<i>Operating</i>	<u>128,013</u>	<u>103,522</u>	<u>103,522</u>	<u>149,441</u>
58010 Equipment, Automotive	0	0	0	42,000
<i>Capital Outlay</i>	<u>0</u>	<u>0</u>	<u>0</u>	<u>42,000</u>
<b>Total Expenditures</b>	<u>1,680,842</u>	<u>2,037,560</u>	<u>2,037,560</u>	<u>2,274,333</u>
<b>Total Parking Management Services</b>	<u>-1,680,842</u>	<u>-2,037,560</u>	<u>-2,037,560</u>	<u>-2,274,333</u>

**CITY OF CHARLESTON**  
**2022 DRAFT ENTERPRISE FUNDS EXPENDITURE**

As of: 11/22/2021

Division/Object	2020 Prior YR Actuals	2021 Approved Budget	2021 Amended Budget	2022 Draft Budget
<b>022010 - Parking Tickets Revenue Coll</b>				
51100 Salaries, Full-Time Employees	209,107	233,800	233,800	235,069
51145 Overtime	1,219	0	0	0
<i>Personnel Services</i>	<u>210,326</u>	<u>233,800</u>	<u>233,800</u>	<u>235,069</u>
51200 Healthcare	71,380	80,361	80,361	82,939
51205 Emp Healthcare Contributions	-13,398	-13,306	-13,306	-13,442
51215 Employee Life Insurance	504	238	238	240
51220 Disability Insurance	1,530	895	895	900
51225 Social Security	15,176	17,886	17,886	17,983
51230 SC Regular Retirement	32,709	38,717	38,717	40,103
51245 Unemployment Compensation	344	105	105	106
51250 Worker's Compensation	10,193	12,639	12,639	13,640
51275 Employee Wellness Program	120	0	0	0
<i>Fringe Benefits</i>	<u>118,558</u>	<u>137,535</u>	<u>137,535</u>	<u>142,469</u>
52000 Supplies, Office	1,677	3,000	3,000	3,000
52002 Postage	38,047	45,000	45,000	45,000
52016 Supplies, Printing & Copying	14,649	13,500	13,500	13,500
52200 Bank Service Charges	52,446	80,000	80,000	70,000
52206 Services, Prof & Contr	143,695	144,900	144,900	156,000
52505 Leases, Vendor	6,834	4,500	4,500	6,000
52725 Furniture, Non-Capital	1,897	0	0	0
53155 Employee Parking	7,625	10,500	10,500	10,500
<i>Operating</i>	<u>266,870</u>	<u>301,400</u>	<u>301,400</u>	<u>304,000</u>
<b>Total Expenditures</b>	<u>595,754</u>	<u>672,735</u>	<u>672,735</u>	<u>681,538</u>
<b>Total Parking Tickets Revenue Coll</b>	<u>-595,754</u>	<u>-672,735</u>	<u>-672,735</u>	<u>-681,538</u>

**CITY OF CHARLESTON**  
**2022 DRAFT ENTERPRISE FUNDS EXPENDITURE**

As of: 11/22/2021

Division/Object	2020 Prior YR Actuals	2021 Approved Budget	2021 Amended Budget	2022 Draft Budget
<b>022016 - Parking Facilities Admin-ABM</b>				
90020 Transfer out Energy Perform	515,484	523,683	523,683	532,061
<i>Transfers Out</i>	515,484	523,683	523,683	532,061
<b>Total Transfer Out</b>	515,484	523,683	523,683	532,061
52000 Supplies, Office	3,229	129,429	129,429	131,123
52002 Postage	0	3,134	3,134	1,450
52004 Tickets, Licenses & Permits	0	104,375	104,375	15,811
52006 Small Hand Tools	63	0	0	0
52008 Uniforms & Protective Clothing	128	32,842	32,842	15,997
52022 Supplies, Parts	0	100,000	100,000	100,000
52032 Tires & Tubes	397	1,000	1,000	1,000
52034 Gas,Oil & Lubricants	5,731	7,000	7,000	8,166
52100 Water	0	47,279	47,279	53,330
52110 Electricity	1,962	426,263	426,263	429,874
52125 Telephone	1,858	70,609	70,609	67,974
52200 Bank Service Charges	394,894	470,825	470,825	490,200
52206 Services, Prof & Contr	174,178	594,468	594,468	556,085
52212 Fees, Management	20,248	234,459	234,459	121,984
52250 Contract Employees	101,408	3,802,079	3,802,079	4,434,779
52410 Maintenance, General	14,175	785,772	785,772	761,276
52415 Repairs, Vehicle	9,878	5,000	5,000	6,000
52440 Maintenance, Parking Grg-City	46,727	35,000	35,000	35,000
52445 Repairs, Structural	5,500	3,451,300	3,451,300	3,451,300
52510 Rents, Space Cost	2,179	1,665,657	1,665,657	1,662,061
52625 Insurance	78,978	286,679	286,679	310,029
52700 Equipment, Non-Capital	7,169	0	0	0
52916 Taxes on City Owned Property	0	20,000	20,000	29,000
53000 Sweeping	0	7,396	7,396	1,419
<i>Operating</i>	868,702	12,280,566	12,280,566	12,683,858
58015 Equipment, Machines	0	196,114	196,114	20,000
58240 Capital Construction Services	0	770,500	770,500	0
<i>Capital Outlay</i>	0	966,614	966,614	20,000
<b>Total Expenditures</b>	868,702	13,247,180	13,247,180	12,703,858
<b>Total Parking Facilities Admin-ABM</b>	-1,384,186	-13,770,863	-13,770,863	-13,235,919

**CITY OF CHARLESTON**  
**2022 DRAFT ENTERPRISE FUNDS EXPENDITURE**

As of: 11/22/2021

Division/Object	2020 Prior YR Actuals	2021 Approved Budget	2021 Amended Budget	2022 Draft Budget
<b>022035 - Parking Lot-BAM</b>				
52110 Electricity	3,323	3,350	3,350	3,350
<i>Operating</i>	3,323	3,350	3,350	3,350
<b>Total Expenditures</b>	3,323	3,350	3,350	3,350
<b>Total Parking Lot-BAM</b>	-3,323	-3,350	-3,350	-3,350



**CITY OF CHARLESTON**  
**2022 DRAFT ENTERPRISE FUNDS EXPENDITURE**

As of: 11/22/2021

Division/Object	2020 Prior YR Actuals	2021 Approved Budget	2021 Amended Budget	2022 Draft Budget
<b>022045 - Parking Meters</b>				
51100 Salaries, Full-Time Employees	223,697	219,818	219,818	219,818
51145 Overtime	28	0	0	0
<i>Personnel Services</i>	<u>223,725</u>	<u>219,818</u>	<u>219,818</u>	<u>219,818</u>
51200 Healthcare	43,926	45,921	45,921	47,394
51205 Emp Healthcare Contributions	-8,245	-7,603	-7,603	-7,681
51215 Employee Life Insurance	310	224	224	224
51220 Disability Insurance	941	842	842	842
51225 Social Security	16,208	16,816	16,816	16,816
51230 SC Regular Retirement	34,811	36,402	36,402	37,501
51245 Unemployment Compensation	212	99	99	99
51250 Worker's Compensation	6,273	7,222	7,222	7,795
<i>Fringe Benefits</i>	<u>94,436</u>	<u>99,923</u>	<u>99,923</u>	<u>102,990</u>
52000 Supplies, Office	464	475	475	475
52002 Postage	111	500	500	500
52006 Small Hand Tools	0	248	248	248
52014 Supplies, Cleaning & Janitoria	78	150	150	150
52016 Supplies, Printing & Copying	404	400	400	400
52022 Supplies, Parts	46,685	50,000	50,000	50,000
52032 Tires & Tubes	119	0	0	0
52034 Gas,Oil & Lubricants	785	3,038	3,038	3,544
52052 Supplies, Painting & Marking	38	0	0	0
52110 Electricity	436	660	660	660
52200 Bank Service Charges	63,568	79,750	79,750	79,750
52204 Studies	2,195	0	0	0
52206 Services, Prof & Contr	93,578	113,850	113,850	174,690
52300 Employee Travel & Training	0	0	0	971
52415 Repairs, Vehicle	1,452	0	0	0
52625 Insurance	703	700	700	762
52700 Equipment, Non-Capital	0	293,500	293,500	293,500
52944 Memberships, Dues & Pubs	0	100	100	100
53155 Employee Parking	3,125	7,500	7,500	6,000
<i>Operating</i>	<u>213,741</u>	<u>550,871</u>	<u>550,871</u>	<u>611,750</u>
<b>Total Expenditures</b>	<u>531,902</u>	<u>870,612</u>	<u>870,612</u>	<u>934,558</u>
<b>Total Parking Meters</b>	<u>-531,902</u>	<u>-870,612</u>	<u>-870,612</u>	<u>-934,558</u>

**CITY OF CHARLESTON**  
**2022 DRAFT ENTERPRISE FUNDS EXPENDITURE**

As of: 11/22/2021

Division/Object	2020 Prior YR Actuals	2021 Approved Budget	2021 Amended Budget	2022 Draft Budget
<b>022075 - Parking Grg-Cumberland Street</b>				
52000 Supplies, Office	1,211	0	0	0
52100 Water	536	0	0	0
52110 Electricity	2,373	0	0	0
52212 Fees, Management	5,374	0	0	0
52410 Maintenance, General	80	0	0	0
52510 Rents, Space Cost	386,988	392,000	392,000	392,000
52625 Insurance	449	0	0	0
<i>Operating</i>	<u>397,011</u>	<u>392,000</u>	<u>392,000</u>	<u>392,000</u>
<b>Total Expenditures</b>	<u>397,011</u>	<u>392,000</u>	<u>392,000</u>	<u>392,000</u>
<b>Total Parking Grg-Cumberland Street</b>	<u>-397,011</u>	<u>-392,000</u>	<u>-392,000</u>	<u>-392,000</u>

**CITY OF CHARLESTON**  
**2022 DRAFT ENTERPRISE FUNDS EXPENDITURE**

As of: 11/22/2021

Division/Object	2020 Prior YR Actuals	2021 Approved Budget	2021 Amended Budget	2022 Draft Budget
<b>022126 - Morrison Drive Garage</b>				
52206 Services, Prof & Contr	368	0	0	0
52212 Fees, Management	654	0	0	0
52625 Insurance	572	0	0	0
52700 Equipment, Non-Capital	2,131	0	0	0
54360 HOP Shuttle (CARTA)	0	250,000	250,000	250,000
<i>Operating</i>	<u>3,725</u>	<u>250,000</u>	<u>250,000</u>	<u>250,000</u>
<b>Total Expenditures</b>	<u>3,725</u>	<u>250,000</u>	<u>250,000</u>	<u>250,000</u>
<b>Total Morrison Drive Garage</b>	<u>-3,725</u>	<u>-250,000</u>	<u>-250,000</u>	<u>-250,000</u>

**CITY OF CHARLESTON**  
**2022 DRAFT ENTERPRISE FUNDS EXPENDITURE**

As of: 11/22/2021

Division/Object	2020 Prior YR Actuals	2021 Approved Budget	2021 Amended Budget	2022 Draft Budget
<b>022943 - Bond, GO 2016 \$12.715M Ref</b>				
52832 Interest Expense	115,956	92,700	92,700	56,664
52834 Principal Payment	0	2,535,000	2,535,000	2,470,000
<i>Operating</i>	115,956	2,627,700	2,627,700	2,526,664
<b>Total Expenditures</b>	115,956	2,627,700	2,627,700	2,526,664
<b>Total Bond, GO 2016 \$12.715M Ref</b>	-115,956	-2,627,700	-2,627,700	-2,526,664

**CITY OF CHARLESTON**  
**2022 DRAFT ENTERPRISE FUNDS EXPENDITURE**

As of: 11/22/2021

Division/Object	2020 Prior YR Actuals	2021 Approved Budget	2021 Amended Budget	2022 Draft Budget
<b>022956 - Bond, IPRB 26.27M 2015-A PK</b>				
52832 Interest Expense	217,037	206,461	206,461	189,490
52834 Principal Payment	0	339,409	339,409	361,524
<i>Operating</i>	<u>217,037</u>	<u>545,870</u>	<u>545,870</u>	<u>551,014</u>
<b>Total Expenditures</b>	<u>217,037</u>	<u>545,870</u>	<u>545,870</u>	<u>551,014</u>
<b>Total Bond, IPRB 26.27M 2015-A PK</b>	<u>-217,037</u>	<u>-545,870</u>	<u>-545,870</u>	<u>-551,014</u>

**CITY OF CHARLESTON**  
**2022 DRAFT ENTERPRISE FUNDS EXPENDITURE**

As of: 11/22/2021

Division/Object	2020 Prior YR Actuals	2021 Approved Budget	2021 Amended Budget	2022 Draft Budget
<b>022959 - Bond, IPRB 14.855M 2017-A PK</b>				
52832 Interest Expense	732,750	712,750	712,750	652,500
52834 Principal Payment	0	1,205,000	1,205,000	1,270,000
<i>Operating</i>	<u>732,750</u>	<u>1,917,750</u>	<u>1,917,750</u>	<u>1,922,500</u>
<b>Total Expenditures</b>	<u>732,750</u>	<u>1,917,750</u>	<u>1,917,750</u>	<u>1,922,500</u>
<b>Total Bond, IPRB 14.855M 2017-A PK</b>	<u>-732,750</u>	<u>-1,917,750</u>	<u>-1,917,750</u>	<u>-1,922,500</u>

**CITY OF CHARLESTON**  
**2022 DRAFT ENTERPRISE FUNDS EXPENDITURE**

As of: 11/22/2021

Division/Object	2020 Prior YR Actuals	2021 Approved Budget	2021 Amended Budget	2022 Draft Budget
<b>022960 - Bond, IPRB 27.395M 2020</b>				
52832 Interest Expense	0	375,776	375,776	468,095
52834 Principal Payment	35,432	0	0	1,800,000
<i>Operating</i>	<u>35,432</u>	<u>375,776</u>	<u>375,776</u>	<u>2,268,095</u>
<b>Total Expenditures</b>	<u>35,432</u>	<u>375,776</u>	<u>375,776</u>	<u>2,268,095</u>
<b>Total Bond, IPRB 27.395M 2020</b>	<u>-35,432</u>	<u>-375,776</u>	<u>-375,776</u>	<u>-2,268,095</u>

**CITY OF CHARLESTON**  
**2022 DRAFT ENTERPRISE FUNDS EXPENDITURE**

As of: 11/22/2021

Division/Object	2020 Prior YR Actuals	2021 Approved Budget	2021 Amended Budget	2022 Draft Budget
<b>023010 - JPR, Jr Ballpark</b>				
90020 Transfer out Energy Perform	132,383	134,665	134,665	137,006
<i>Transfers Out</i>	132,383	134,665	134,665	137,006
<b>Total Transfer Out</b>	132,383	134,665	134,665	137,006
51100 Salaries, Full-Time Employees	36,260	34,449	34,449	34,449
51145 Overtime	1,455	0	0	2,505
51155 Provision for Salary Increases	0	0	0	5,500
<i>Personnel Services</i>	37,715	34,449	34,449	42,454
51200 Healthcare	10,982	11,480	11,480	11,848
51205 Emp Healthcare Contributions	-2,061	-1,901	-1,901	-1,920
51215 Employee Life Insurance	78	45	45	35
51220 Disability Insurance	235	170	170	132
51225 Social Security	2,609	3,395	3,395	2,635
51230 SC Regular Retirement	5,869	7,349	7,349	5,877
51245 Unemployment Compensation	53	20	20	16
51250 Worker's Compensation	1,568	1,806	1,806	1,949
<i>Fringe Benefits</i>	19,333	22,364	22,364	20,572
52006 Small Hand Tools	639	1,000	1,000	1,000
52044 Supplies, Electrical & Plumbin	929	3,000	3,000	3,000
52054 Supplies, Const Materials	23	0	0	0
52100 Water	17,657	30,000	30,000	30,000
52110 Electricity	105,911	158,000	158,000	158,000
52120 Heating & Fuel Oil	6,066	10,000	10,000	10,000
52206 Services, Prof & Contr	72,722	93,834	93,834	94,635
52410 Maintenance, General	1,570,186	697,946	697,946	150,000
52500 Leases, Equipment	2,269	0	0	0
52625 Insurance	68,469	76,789	76,789	70,524
52834 Principal Payment	0	100,000	100,000	100,000
52916 Taxes on City Owned Property	0	11,868	11,868	3,000
<i>Operating</i>	1,844,871	1,182,437	1,182,437	620,159
<b>Total Expenditures</b>	1,901,919	1,239,250	1,239,250	683,185
<b>Total JPR, Jr Ballpark</b>	-2,034,302	-1,373,915	-1,373,915	-820,191



**CITY OF CHARLESTON**  
**2022 DRAFT ENTERPRISE FUNDS EXPENDITURE**

As of: 11/22/2021

Division/Object	2020 Prior YR Actuals	2021 Approved Budget	2021 Amended Budget	2022 Draft Budget
<b>024010 - Angel Oak</b>				
51100 Salaries, Full-Time Employees	75,823	75,065	75,065	81,820
51105 Salaries, Part-Time Employees	0	42,600	42,600	42,600
51145 Overtime	973	0	0	0
51155 Provision for Salary Increases	0	0	0	12,000
<i>Personnel Services</i>	<u>76,796</u>	<u>117,665</u>	<u>117,665</u>	<u>136,420</u>
51200 Healthcare	21,963	22,960	22,960	23,697
51205 Emp Healthcare Contributions	-4,122	-3,802	-3,802	-3,841
51215 Employee Life Insurance	155	77	77	83
51220 Disability Insurance	471	287	287	313
51225 Social Security	5,747	9,001	9,001	9,518
51230 SC Regular Retirement	11,931	19,485	19,485	21,226
51245 Unemployment Compensation	106	53	53	56
51250 Worker's Compensation	3,136	3,611	3,611	3,897
<i>Fringe Benefits</i>	<u>39,387</u>	<u>51,672</u>	<u>51,672</u>	<u>54,949</u>
52000 Supplies, Office	760	1,000	1,000	1,000
52006 Small Hand Tools	278	0	0	0
52014 Supplies, Cleaning & Janitoria	1,525	2,000	2,000	2,000
52020 Signs	802	750	750	750
52021 Street Signs	0	0	0	8,000
52048 CR-General Merchandise	83,897	130,000	130,000	130,000
52100 Water	224	250	250	250
52110 Electricity	3,145	3,000	3,000	3,000
52200 Bank Service Charges	3,191	9,000	9,000	9,000
52206 Services, Prof & Contr	12,582	26,706	26,706	43,806
52310 Transportation Allowance	426	700	700	700
52410 Maintenance, General	4,846	3,000	3,000	18,000
52505 Leases, Vendor	561	1,284	1,284	1,284
52625 Insurance	4,442	4,530	4,530	4,531
52914 Taxes	18,765	23,400	23,400	23,400
<i>Operating</i>	<u>135,444</u>	<u>205,620</u>	<u>205,620</u>	<u>245,721</u>
<b>Total Expenditures</b>	<u>251,627</u>	<u>374,957</u>	<u>374,957</u>	<u>437,090</u>
<b>Total Angel Oak</b>	<u>-251,627</u>	<u>-374,957</u>	<u>-374,957</u>	<u>-437,090</u>

**CITY OF CHARLESTON**  
**2022 DRAFT ENTERPRISE FUNDS EXPENDITURE**

As of: 11/22/2021

Division/Object	2020 Prior YR Actuals	2021 Approved Budget	2021 Amended Budget	2022 Draft Budget
<b>028010 - Municipal Golf Course</b>				
90020 Transfer out Energy Perform	1,473	1,499	1,499	1,525
<i>Transfers Out</i>	1,473	1,499	1,499	1,525
<b>Total Transfer Out</b>	1,473	1,499	1,499	1,525
51100 Salaries, Full-Time Employees	621,654	657,223	657,223	662,000
51105 Salaries, Part-Time Employees	78,158	170,400	170,400	170,400
51110 Salaries, Temporary Employees	43,845	62,609	62,609	62,609
51145 Overtime	28,145	15,000	15,000	30,000
51155 Provision for Salary Increases	0	0	0	87,000
<i>Personnel Services</i>	771,802	905,232	905,232	1,012,009
51200 Healthcare	159,233	195,162	195,162	201,424
51205 Emp Healthcare Contributions	-29,887	-32,314	-32,314	-32,646
51215 Employee Life Insurance	1,125	704	704	691
51220 Disability Insurance	3,412	2,644	2,644	2,593
51225 Social Security	57,075	67,278	67,278	69,618
51230 SC Regular Retirement	117,596	142,793	142,793	144,573
51245 Unemployment Compensation	768	396	396	410
51250 Worker's Compensation	22,739	30,695	30,695	33,127
51275 Employee Wellness Program	140	0	0	0
<i>Fringe Benefits</i>	332,201	407,358	407,358	419,790
52000 Supplies, Office	627	900	900	900
52002 Postage	0	50	50	50
52004 Tickets, Licenses & Permits	5,506	3,200	3,200	5,505
52006 Small Hand Tools	290	400	400	400
52008 Uniforms & Protective Clothing	2,091	6,150	6,150	6,150
52014 Supplies, Cleaning & Janitoria	3,617	3,800	3,800	3,800
52016 Supplies, Printing & Copying	36	200	200	200
52024 Supplies, Agricultural	86,699	125,000	125,000	125,000
52032 Tires & Tubes	643	1,000	1,000	1,000
52034 Gas,Oil & Lubricants	11,299	25,000	25,000	25,000
52036 Supplies, Specialized Dept	12,741	40,700	40,700	40,700
52046 CR-Food & Beverage	49,908	190,000	190,000	190,000
52048 CR-General Merchandise	34,905	130,000	130,000	130,000
52054 Supplies, Const Materials	12	0	0	0
52100 Water	16,795	30,000	30,000	30,000
52110 Electricity	27,700	32,000	32,000	32,000
52200 Bank Service Charges	5,339	30,000	30,000	30,000
52206 Services, Prof & Contr	49,100	14,358	14,358	16,549
52236 Advertising	0	1,500	1,500	1,500
52305 Professional Certifications	2,025	2,809	2,809	3,029
52310 Transportation Allowance	0	125	125	125
52405 Repairs, Equipment	24,842	25,000	25,000	25,000
52410 Maintenance, General	28,616	25,000	25,000	25,000
52415 Repairs, Vehicle	75	1,000	1,000	1,000
52500 Leases, Equipment	135,076	178,234	178,234	183,914
52505 Leases, Vendor	1,790	3,000	3,000	3,000
52625 Insurance	23,833	24,625	24,625	71,330
52700 Equipment, Non-Capital	2,473	3,000	1,389	0
52725 Furniture, Non-Capital	0	0	0	10,000
52832 Interest Expense	1,110	2,512	2,512	1,998
52834 Principal Payment	0	47,904	30,004	18,731
52914 Taxes	36,702	120,000	120,000	120,000
52916 Taxes on City Owned Property	1,892	3,096	3,096	3,096
52944 Memberships, Dues & Pubs	625	667	667	720
<i>Operating</i>	566,367	1,071,230	1,051,719	1,105,697
58015 Equipment, Machines	0	0	19,511	21,183
<i>Capital Outlay</i>	0	0	19,511	21,183

**CITY OF CHARLESTON**  
**2022 DRAFT ENTERPRISE FUNDS EXPENDITURE**

As of: 11/22/2021

<b>Division/Object</b>	<b>2020 Prior YR Actuals</b>	<b>2021 Approved Budget</b>	<b>2021 Amended Budget</b>	<b>2022 Draft Budget</b>
<b>Total Expenditures</b>	1,670,370	2,383,820	2,383,820	2,558,679
<b>Total Municipal Golf Course</b>	<u>-1,671,843</u>	<u>-2,385,319</u>	<u>-2,385,319</u>	<u>-2,560,204</u>

**CITY OF CHARLESTON**  
**2022 DRAFT ENTERPRISE FUNDS EXPENDITURE**

As of: 11/22/2021

Division/Object	2020 Prior YR Actuals	2021 Approved Budget	2021 Amended Budget	2022 Draft Budget
<b>Grand Total:</b>	-11,447,171.00	-30,092,497.00	-30,092,497.00	-31,407,995.00