

# MEMORANDUM



**TO:** The Honorable Mayor John Tecklenburg, Mark Wilbert, Amy Wharton, Chief Curia, Chief Reynolds, Keith Benjamin, Matt Fountain, Robert Hauck, Jason Kronsberg, Jacob Lindsey, Geona Shaw-Johnson

**FROM:** Tracy McKee, Chief Innovation Officer; Susan Poteat, Director of Process & Service Improvement

**CC:** Naomi Broughton, Dennis Dowd, Daniel Flessas, Matt Frohlich, Mandi Herring, Andrea Jones, Rick Jerue, Stephen Julka, Jason Krusen, Katie McKain, Christopher Morgan, Edmund Most, Shannon Scaff, Chip Searson, Robbie Sommerville

**SUBJECT: February 2020 FloodStat Meeting Report**




**February 7, 2020**

Attendees: The Honorable Mayor John Tecklenburg, Councilmember Carol Jackson, Mark Wilbert, Tracy McKee, Matt Fountain, Stephen Julka, Robert Hauck, Mandi Herring, Christopher Morgan, Robbie Sommerville, Jason Kronsberg, Edmund Most, Shannon Scaff, Daniel Flessas, Geona Shaw-Johnson, Andrea Jones, Michael Metzler

A FloodStat meeting was held Thursday, February 6, 2020 at 9:00AM in the Public Meeting Room at 2 George Street. The overall objective of the FloodStat program is to ***Increase the City's Resilience to Flooding, SLR, and Storm Surge***. The accompanying slide deck will also be provided online.

Chief Innovation Officer kicked off the meeting providing background on the FloodStat program as well as some flooding and SLR data from a variety of trusted sources.



## Staff Reports

Floodplain Manager				
Metric	KPI	Trend	Reporting Frequency	Data Source(s)
Improve the City's CRS Rating to #4 by 2023.	2		Quarterly	CRS point audit
Actively reduce the number of repetitive loss properties.	2		Quarterly	NFIP
Annually increase the percentage of properties in the City that carry flood insurance.	5		Quarterly	NFIP

Stephen Julka, the City's Floodplain Manager covered the importance and background of the metrics being tracked by his office. Because we are anticipating a Community Rating System (CRS) visit this year, it was suggested and decided that monthly reporting on the CRS Audit as part of the FloodStat program will occur to support the CRS team in our "Drive for 5" initiative.

The Floodplain Manager will also be working to actively reduce the number of repetitive loss (RL) and severe repetitive loss (SRL) properties in the City. Almost 75% of all RL and SRL properties in the state are in the City of Charleston. Discussion focused on the need to explore more opportunities to mitigate RL and SRL and proactively making development more restrictive in areas where we have seen RL & SRL. Stephen and team are actively working to appropriately identify those areas.

The third metric for the Floodplain Manager is to annually increase the percentage of properties in the City that carry flood insurance. Despite still gathering the baseline numbers, they are identifying outreach methods to encourage property owners not in the FEMA special flood hazard area (SFHA) and those in the SFHA without a mortgage to carry flood insurance.



Parks				
Metric	KPI	Trend	Reporting Frequency	Data Source(s)
100% of new CP are prioritized through accepted, standardized stormwater and sustainability criteria.	4		Quarterly	Vulnerability Assessment, Comprehensive Plan
Reduce the square footage of existing person and equipment occupied that is vulnerable to flooding and SLR.	4		Annual	

Edmund Most, from the Capital Projects division of the Parks Department covered the process that city projects go through to ensure compliance with all current codes. Making public facilities more resilient to flooding and SLR will come at a cost and is the limiting factor. There was discussion around analyzing city projects to determine the appropriateness and cost-benefit for building a facility to higher standards and building in the framework for adequate financial planning. A potential reporting mechanism may be to apply the LEED certification checklist to all city projects. The team will continue to discuss the appropriate metrics, processes, and baselines over the next few months.

The allotted meeting time expired so we will begin our March 5th meeting with Sustainability and Planning. That meeting will also be held at 2 George Street in the Public Meeting Room.


### Appendix

#### Trend icon descriptions

	Problem solving and analyzing
	Trending positive



Trending negative



No change



On Target